



SUMMARY TEST DATA ON P4T-100M50G-100-R-RD

DEMO-PMI

Customer: DEMO-PMI
 SO No: _____
 Model No: P4T-100M50G-100-R-RD
 Serial No: DEMO-PMI

Tested By: A. Lopez
 Temperature: +25°C
 Date: 11/5/2020
 Drawing No: _____ REV: A1

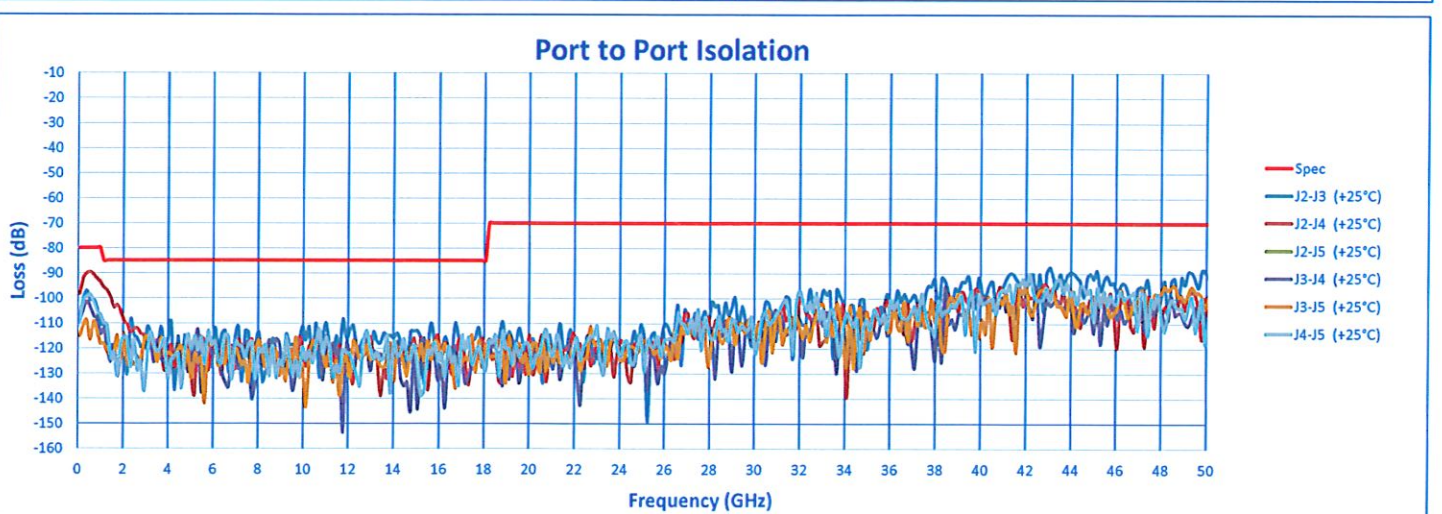
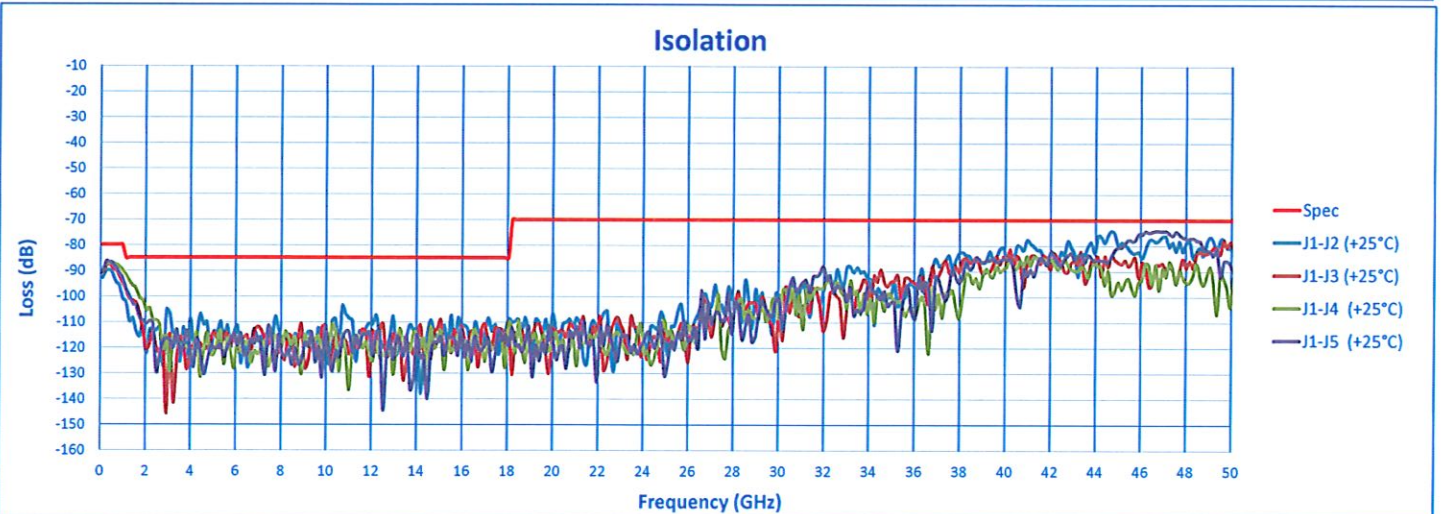
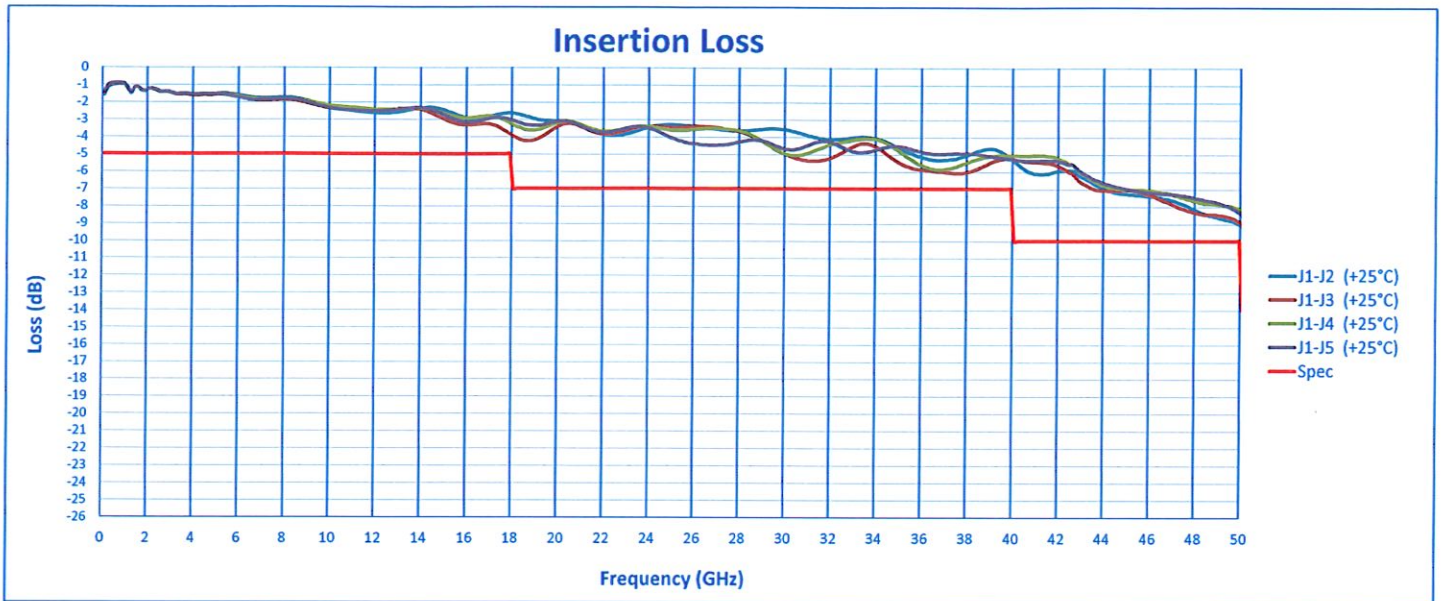
TEST ITEM NO.	PARAMETERS	SPECIFIED VALUE	TEST RESULTS	QA
			+25°C	QC
1	Frequency Range:	100 MHz to 50 GHz	100 MHz to 50 GHz	PMI QA2
2	Insertion Loss:	5.0 dB (100MHz to 18GHz) Max. 7.0 dB (18 to 40GHz) Max. 10.0 dB (40 to 50GHz) Max.	3.96 dB	
			6.08 dB	
			9.13 dB	
			See Graphs	
3	VSWR Input:	2.0:1 (100MHz to 10GHz) Typ. 2.2:1 (10 to 18GHz) Typ. 2.5:1 (18 to 30GHz) Typ. 3.0:1 (30 to 50GHz) Typ.	1.67 :1	
			2.04 :1	
			2.48 :1	
			2.98 :1	
			See Graphs	
4	VSWR Output:	2.0:1 (100MHz to 10GHz) Typ. 2.2:1 (10 to 18GHz) Typ. 2.5:1 (18 to 30GHz) Typ. 3.0:1 (30 to 50GHz) Typ.	1.78 :1	
			2.32 :1	
			2.46 :1	
			2.69 :1	
			See Graphs	
5	Isolation:	80 dB (100MHz to 1GHz) Min. 85 dB (1 to 18GHz) Min. 70 dB (18 to 40GHz) Min. 70 dB (40 to 50GHz) Min.	86.49 dB	
			90.04 dB	
			80.63 dB	
			74.18 dB	
			See Graphs	
6	Amplitude Balance:	± 1.0 dB (100MHz to 18GHz) Max. ± 1.5 dB (18 to 40GHz) Max. ± 1.5 dB (40 to 50GHz) Max.	0.76 dB (±)	
			0.94 dB (±)	
			0.73 dB (±)	
			See Graphs	
7	Phase Balance:	± 10° (100MHz to 18GHz) Typ. ± 15° (18 to 40GHz) Typ. ± 15° (40 to 50GHz) Typ.	9.42 ° (±)	
			17.01 ° (±)	
			15.94 ° (±)	
			See Graphs	
8	Switching Speed:	50 ns Max.	Pass See Typical Characteristics	
9	Input Power:	+20 dBm CW Max (100 MHz to 40 GHz) "Theoretically it can handle + 20dBm up to 50GHz"	Pass See Typical Characteristics	
10	Video Transients:	1V Peak to Peak Typ.	Pass See Typical Characteristics	
11	DC Supply:	+5 VDC @ 200 mA Max. -5 VDC @ 200 mA Max.	+5 VDC @ 128 mA -5 VDC @ 70 mA	PMI QA2

QA/QC Approval:  PMI QA2

Date: 11/6/20



SUMMARY TEST DATA ON P4T-100M50G-100-R-RD





SUMMARY TEST DATA ON P4T-100M50G-100-R-RD

DEMO-PMI

