



**SUMMARY TEST DATA
ON
SDLVA-1G20G-58-12-SFF**

PL41401/2330

Customer: _____
 SO No: _____
 Model No: SDLVA-1G20G-58-12-SFF
 Serial No: PL41401/2330

Tested By: M. Ayala Sign: _____
 Temperature: +25°C Sign: _____
 Date: 07/27/2023
 Drawing No: 27612160 Rev: A3

TEST ITEM	PARAMETERS	SPECIFIED VALUE	TEST MEAS.	TEST RESULT	QA QC
1	Frequency Range	1 GHz – 20 GHz	-	1 GHz to 20 GHz	QA QC
2	Frequency Flatness	±2.0 dB Typ.	See Plot	±0.6 dB	
3	Log Linearity	±1.0 dB Typ. (-50 to 0 dBm)	See Plot	± 1.7 dB Max ± 1.2 dB Avg	
4	Log Linearity Over Temp	±1.0 dB Typ. (-50 to 0 dBm @ -55°C to +85°C)	-	Pass	
5	Logging Range	-54 to +5 dBm	-	-50 to +5 dBm	
6	Input VSWR	3.0:1 Typ.	See Plot	3.86:1	
7	Output Voltage Range	0.9 V to 1.5 V Typ.	See Plot	0.979 V to 1.734 V	
8	Slope	14 mV / dB Typ.	See Plot	14.8 mV/dB	
9	Rise Time	5 ns Typ. (Pin = -20 dBm @ 10% to 90%)	See Plot	3.8 ns	
10	Fall Time	20 ns Typ. (Pin = -20 dBm @ 90% to 10%)	See Plot	15.5 ns	
11	Recovery Time	28 ns Typ. (Pin = -50 dBm to 0 dBm)	See Plot	< 27.9 ns	
12	Propagation Delay	14 ns Typ.	By Design	Pass	
13	TSS	-60 dBm Typ.	See Plot	-56 dBm	
14	Power Supply	+12 V @ 100 mA Typ.	-	95 mA	

QA/QC Approval: *K. Kuten* Date: 7.27.23




**SUMMARY TEST DATA
ON
SDLVA-1G20G-58-12-SFF**

PL41401/2330

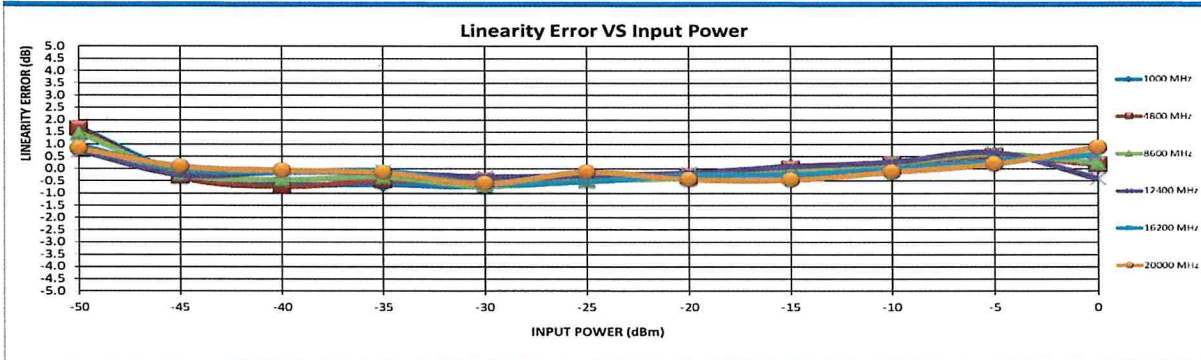
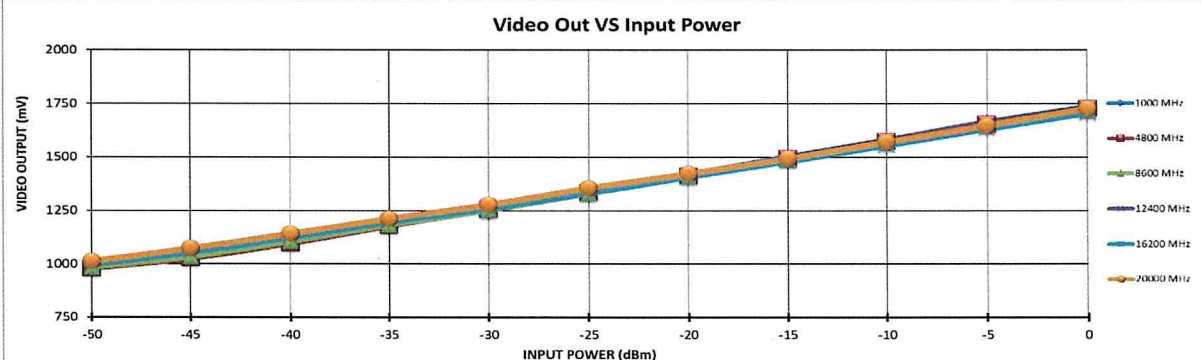
Transfer Response at 25°C

LOG TRANSFER VS FREQUENCY
MODEL: SDLVA-1G20G-58-12-SFF
TESTED BY: M. Ayala
DATE: 07/25/2023
SERIAL NO: PL41401

Test Temp: +25C



Frequency		-50	-45	-40	-35	-30	-25	-20	-15	-10	-5	0	RF Input Power (dBm)
1000 MHz	INTERCEPT (mV)	985 1034 1104 1181 1257 1339 1418 1501 1579 1663 1734											Measured Value (mV)
	SLOPE (mV/dB)	26 -2 -10 -10 -11 -6 -4 2 3 9 3											Error (mV)
4800 MHz	INTERCEPT (mV)	979 1026 1097 1178 1255 1335 1412 1494 1574 1656 1728											Measured Value (mV)
	SLOPE (mV/dB)	25 -5 -11 -7 -7 -4 -5 0 3 8 3											Error (mV)
8600 MHz	INTERCEPT (mV)	984 1034 1106 1183 1253 1332 1409 1489 1569 1650 1720											Measured Value (mV)
	SLOPE (mV/dB)	22 -3 -7 -5 -11 -7 -5 -1 4 9 4											Error (mV)
12400 MHz	INTERCEPT (mV)	997 1055 1129 1201 1271 1344 1418 1494 1569 1647 1704											Measured Value (mV)
	SLOPE (mV/dB)	11 -4 -2 -2 -5 -4 -2 1 4 10 -6											Error (mV)
16200 MHz	INTERCEPT (mV)	997 1055 1129 1201 1271 1344 1418 1494 1569 1647 1704											Measured Value (mV)
	SLOPE (mV/dB)	0.73 -0.26 -0.15 -0.17 -0.33 -0.28 -0.17 0.09 0.27 0.66 -0.40											Error (mV)
20000 MHz	INTERCEPT (mV)	1012 1073 1142 1212 1277 1355 1422 1493 1569 1645 1726											Measured Value (mV)
	SLOPE (mV/dB)	12 1 -1 -2 -9 -2 -6 -7 -2 3 12											Error (mV)
Average Slope (mV/dB)		1.1 1.6 1.6 1.2 0.8 0.8 0.4 0.7 0.8 1.1 1											Flatness = ± 0.6

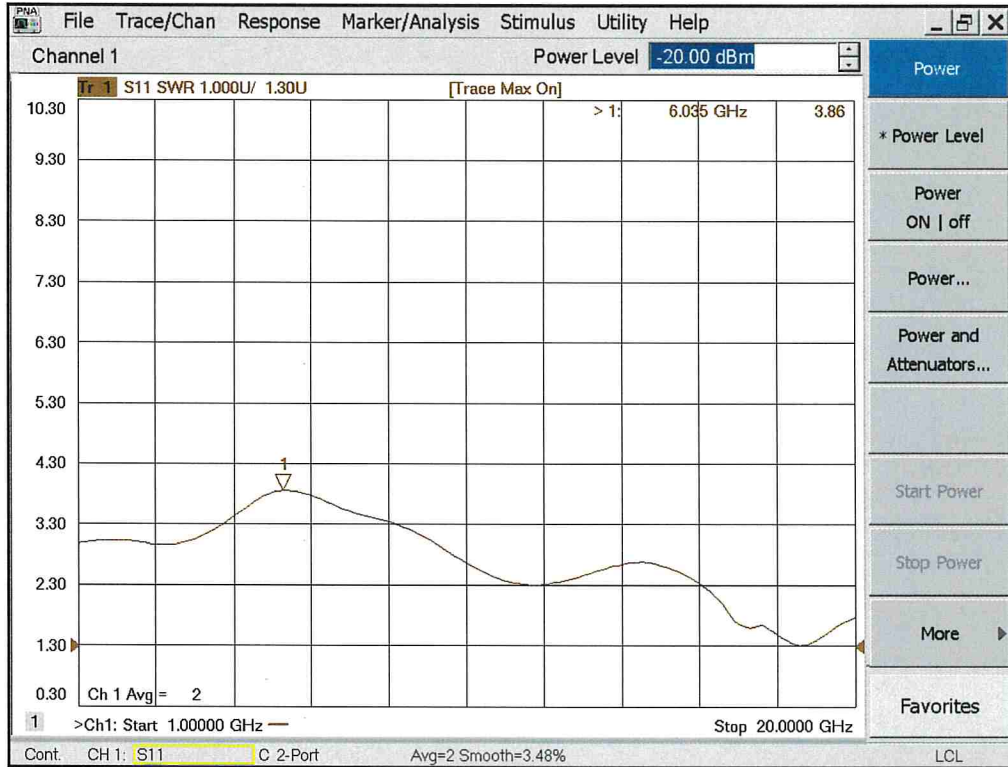




**SUMMARY TEST DATA
ON
SDLVA-1G20G-58-12-SFF**

PL41401/2330

VSWR



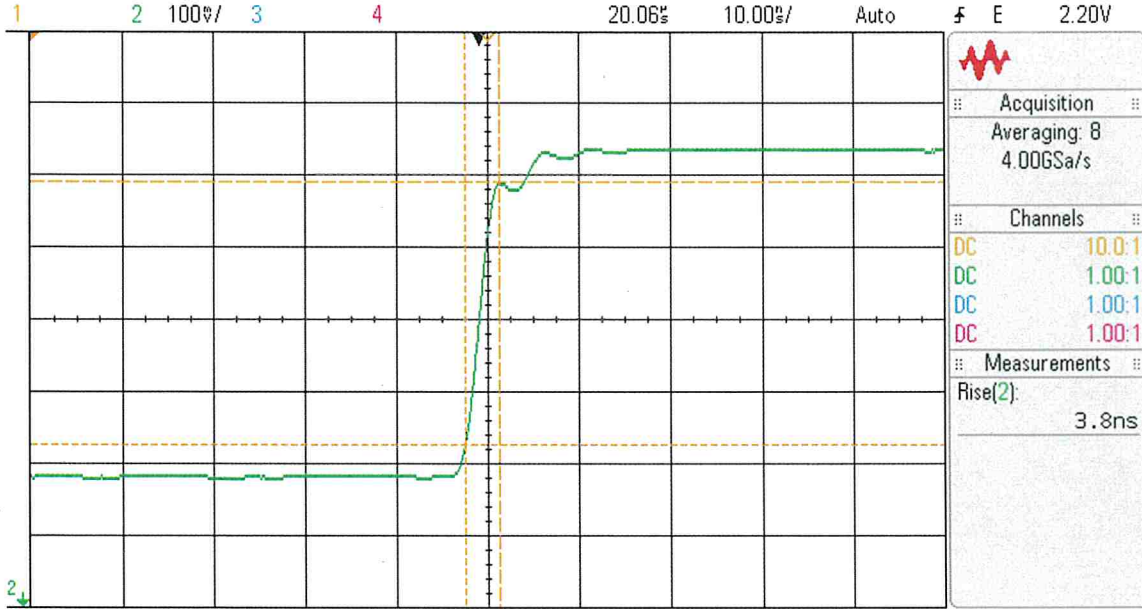


SUMMARY TEST DATA ON SDLVA-1G20G-58-12-SFF

PL41401/2330

Rise Time

DSO-X 3024A, MY54490369: Wed Jul 26 13:54:20 2023



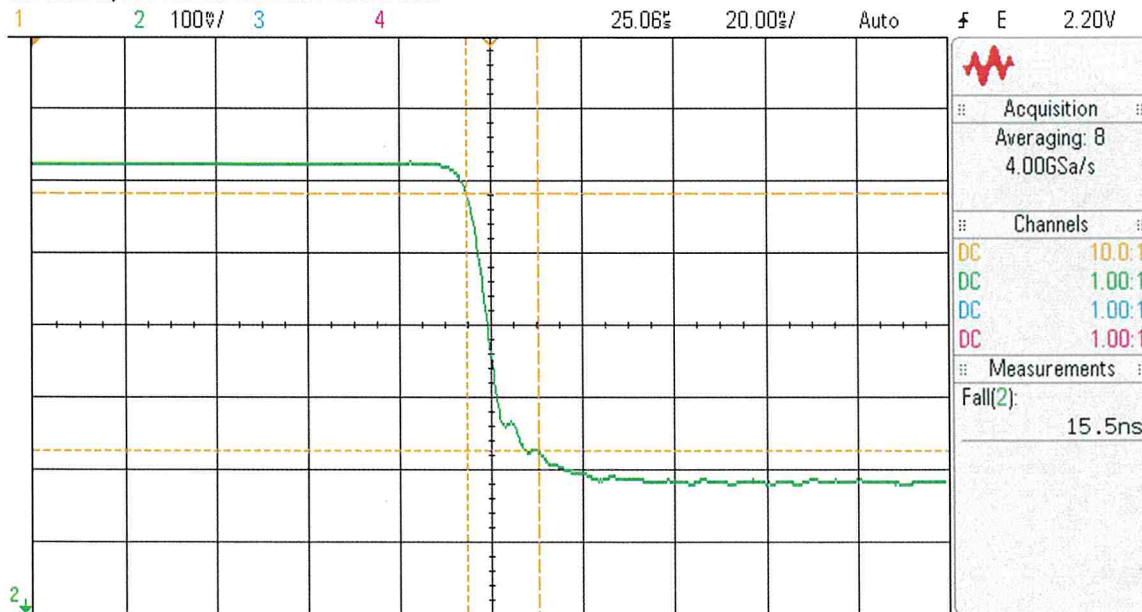
Acquire Menu

Acq Mode Averaging # Avgs 8

Segmented

Fall Time

DSO-X 3024A, MY54490369: Wed Jul 26 15:50:19 2023



Acquire Menu

Acq Mode Averaging # Avgs 8

Segmented

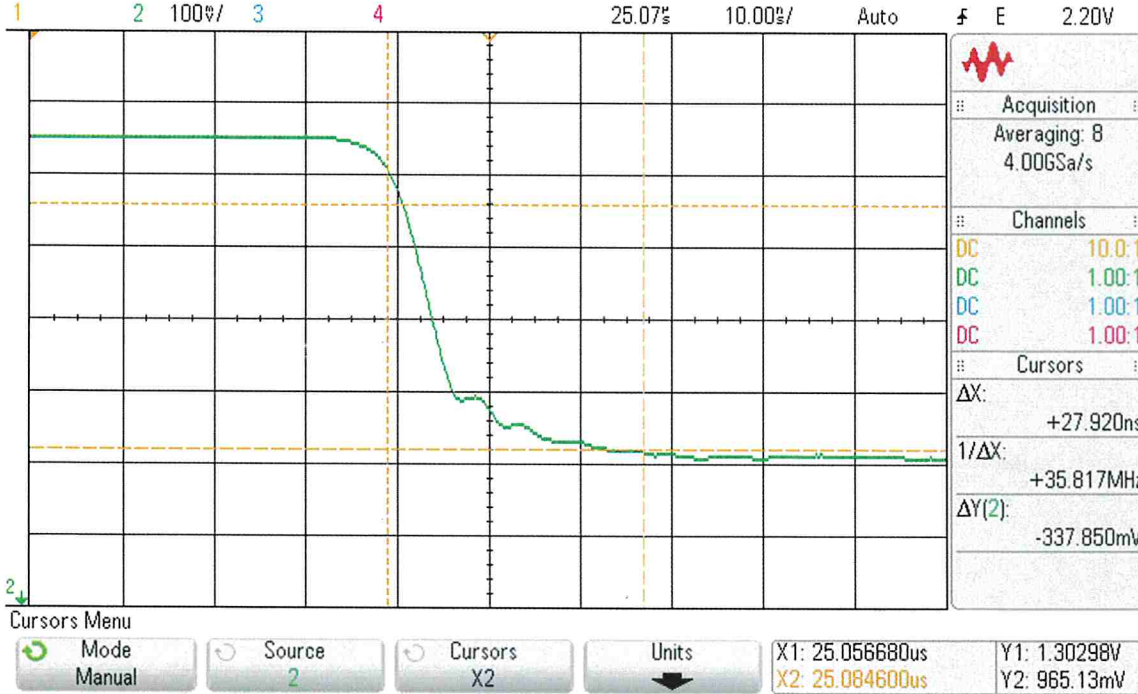


SUMMARY TEST DATA ON SDLVA-1G20G-58-12-SFF

PL41401/2330

Recovery Time

DSO-X 3024A, MY54490369: Wed Jul 26 16:20:26 2023



TSS

DSO-X 3024A, MY54490369: Wed Jul 26 17:16:32 2023

