Typical Characteristics on P2T-12G18G-70-R-SFF

PMI MODEL: LM-500M8G-12-33DBM-12V IS AN ACTIVE LIMITER OPERATING FROM 500 MHz TO 8.0 GHz.



January 11, 2017
Designed by: PMI Engineering
Reported by: Kevin Mansfield

7311-F Grove Road Frederick, MD 21704 USA Phone: (301)662-5019 Fax: (301)662-1731
email: sales@pmi-rf.com

Typical Characteristics on P2T-12G18G-70-R-SFF

Table of Contents

1. Outline Drawing----------Page 3
2. Test Data----------Page 4
3. Loss Plot and Response Graph----------Page 5

7311-F Grove Road Frederick, MD 21704 USA Phone: (301)662-5019 Fax: (301)662-1731
email: sales@pmi-rf.com

Typical Characteristics on P2T-12G18G-70-R-SFF

DESCRIPTION

PMI MODEL: LM-500M8G-12-33DBM-12V IS AN ACTIVE LIMITER OPERATING FROM 500 MHz TO 8.0 GHz.

REVISIONS

ZONE	REV.	DESCRIPTION	DATE	APPROVED
	1	ORIGINAL RELEASE	12/22/15	SP
	A1	ECN # 16-0192	12/07/16	

MECHANICAL OUTLINE

SPECIFICATIONS

- FREQUENCY RANGE: ———— 0.5 TO 8.0 GHz
- INSERTION LOSS: ———— 2 dB MAXIMUM
- MAXIMUM INPUT POWER: ———— +33 dBm CW
- OUTPUT LEAKAGE POWER: ———— +12.3 dBm MAXIMUM
- VSWR: ———— 2.0:1 MAXIMUM
- DC SUPPLY: ———— +12 VDC @ 180 mA TYPICAL
- CONNECTORS: ———— SMA FEMALE

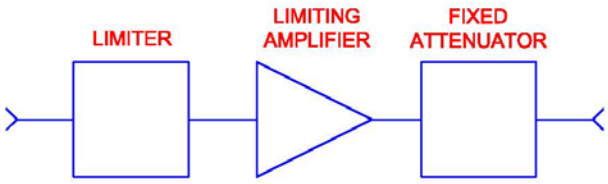

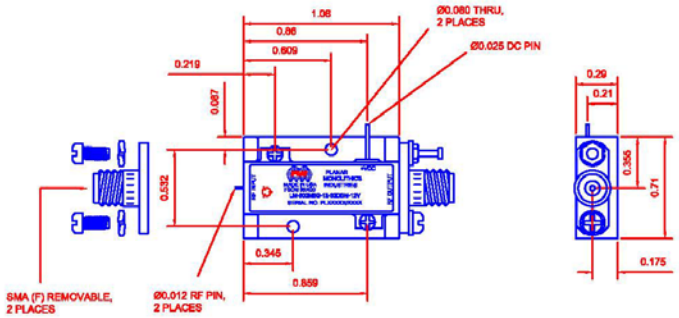

ENVIRONMENTAL RATINGS

- TEMPERATURE: ———— -55 °C TO +85 °C (OPERATING)
  -55 °C TO +125 °C (STORAGE)
- HUMIDITY: ———— MIL-STD-202, METHOD 103B COND. B
- SHOCK: ———— MIL-STD-202, METHOD 213B COND. B
- VIBRATION: ———— MIL-STD-202, METHOD 204D COND. B
- ALTITUDE: ———— MIL-STD-202, METHOD 105C COND. B
- TEMPERATURE CYCLE: ———— MIL-STD-202, METHOD 107D COND. A

NOTE: SPECIFICATIONS WILL VARY OVER OPERATING TEMPERATURE

NOTE: THE ABOVE SPECIFICATIONS ARE SUBJECT TO CHANGE OR REVISION

ALL DIMENSIONS ARE IN INCHES (mm)
TOLERANCES:
X.XX ±0.020
X.XXX ±0.010

PMI CONFIDENTIAL AND PROPRIETARY

PLANAR MONOLITHICS INDUSTRIES, INC.
7311-F GROVE ROAD
FREDERICK, MARYLAND 21704 USA
TEL: (301)-662-5019, FAX: (301)-662-1731
WEB: www.pmi-rf.com, EMAIL: sales@pmi-rf.com
ISO 9001 CERTIFIED

APPROVALS	DATE
DRAWN M. Berry	11/18/15
CHECKED	
ISSUED	

TITLE: PRODUCT FEATURE
LM-500M8G-12-33DBM-12V

SIZE	FSCM NO.	DWG NO.	REV.
A	05XQ0	27029031	A1

SCALE N:S SHEET 1 OF 1

7311-F Grove Road Frederick, MD 21704 USA Phone: (301)662-5019 Fax: (301)662-1731
email: sales@pmi-rf.com

Typical Characteristics on P2T-12G18G-70-R-SFF

TEST. ITEM NO	PARAMETERS	SPECIFIED VALUE	TEST RESULTS	QA QC
1	Frequency Range:	0.5 to 8.0 GHz	**0.5 to 8.0 GHz**	
2	Insertion Loss:	2.0dB Max	**+14.5dB Gain (See Plot)**	
3	Max Input Power:	+33dBm CW	**Pass**	
4	Output Leakage Power:	+12.3dBm Max	**+10.7dBm**	
5	VSWR:	2.0:1 Max	**1.6:1 (See Plot)**	
6	DC Supply:	+12VDC @ 180mA Typ	**240mA**	

Insertion Loss and Return Loss

7311-F Grove Road Frederick, MD 21704 USA Phone: (301)662-5019 Fax: (301)662-1731
email: sales@pmi-rf.com

Typical Characteristics on P2T-12G18G-70-R-SFF

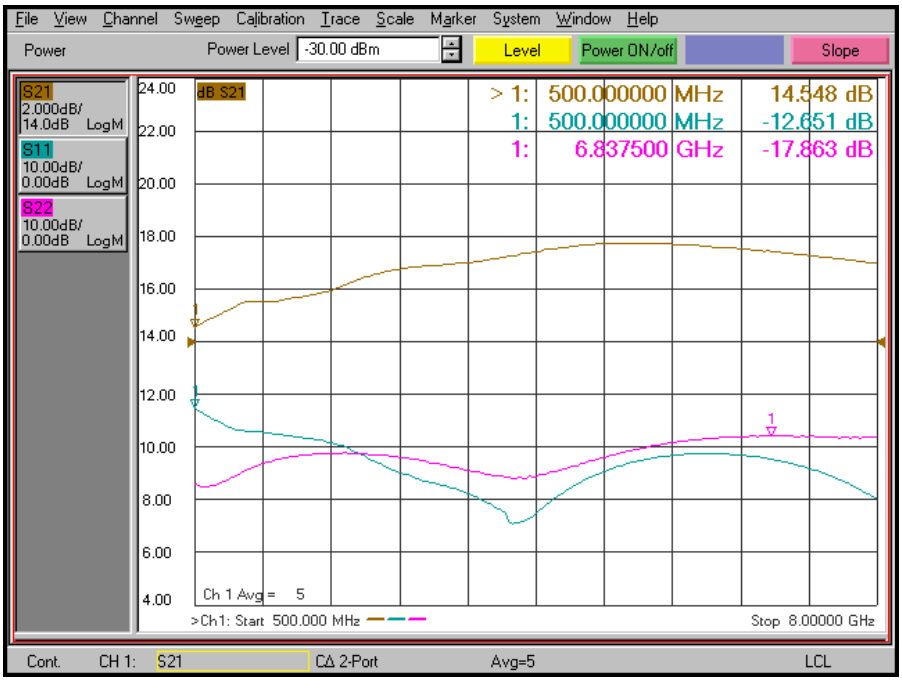

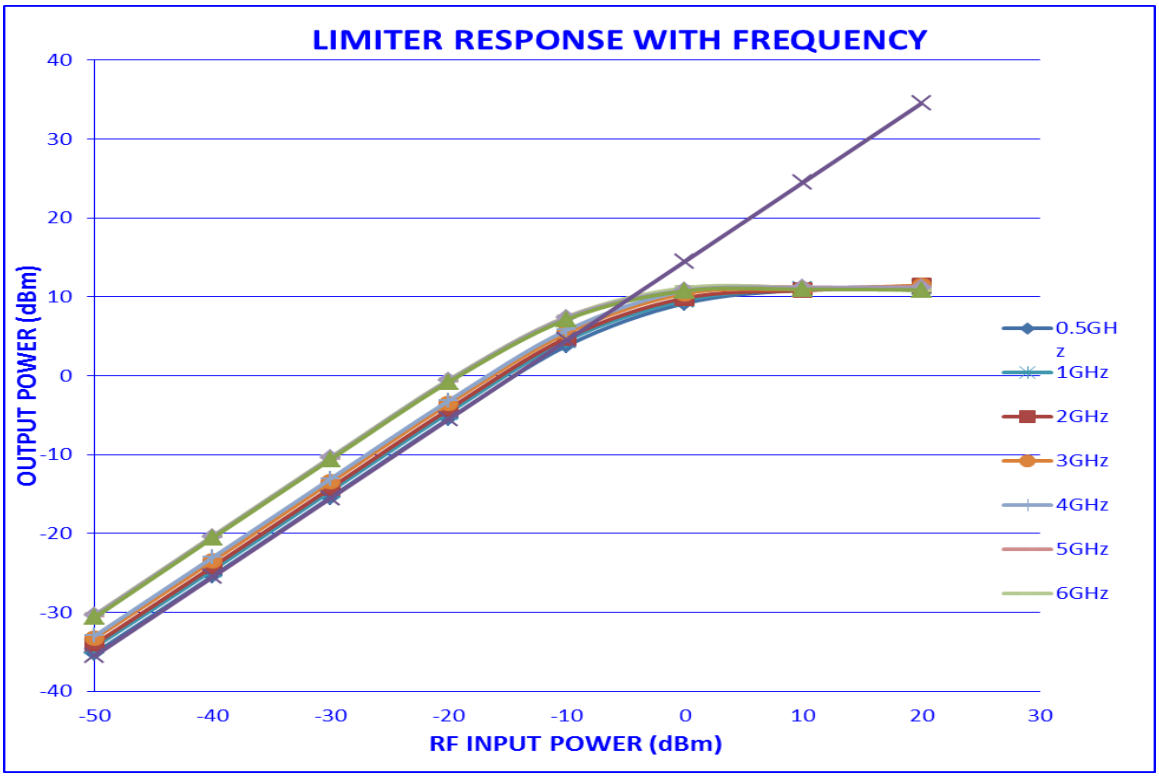

7311-F Grove Road Frederick, MD 21704 USA Phone: (301)662-5019 Fax: (301)662-1731
email: sales@pmi-rf.com