

**TYPICAL CHARACTERISTICS  
ON  
JTIDS-0001-SFM-ROHS**

PMI MODEL NUMBER JTIDS-0001-SFM-ROHS IS A JTIDS-BAND NOTCH FILTER WITH 40-dB REJECTION OVER 250-MHz NOTCH BAND. ITS INPUT AND OUTPUT CONNECTORS ARE SMA FEMALE AND SMA MALE.



**Designed and Reported By: M. Laulis**

**Date: 3/13/2025**

# TYPICAL CHARACTERISTICS ON JTIDS-0001-SFM-ROHS

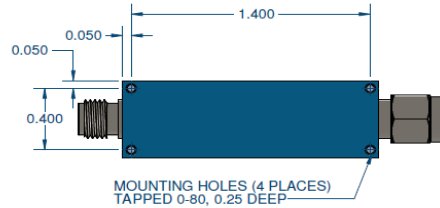

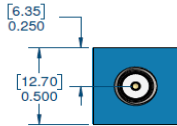
## OUTLINE

**DESCRIPTION:**

PMI MODEL: JTIDS-0001-SFM-ROHS IS AN ULTRA SMALL BAND REJECT FILTER CENTERED AT 1085 MHz. THIS FILTER REJECTS FROM 960 TO 1210 MHz AND WAS SPECIFICALLY DESIGNED FOR MILITARY JTIDS APPLICATIONS.

**SPECIFICATIONS:**

- CENTER FREQUENCY:..... 1085 MHz
- NOTCHED BANDWIDTH:..... 250 MHz
- PASSBAND INSERTION LOSS:..... 6.0 dB MAX (DC - 910 MHz, 1260-2000 MHz)
- PASSBAND VSWR:..... 2.0:1 TYP (3.5:1 MAX AT PASSBAND EDGE)
- REJECTION:..... -40 dBc MIN @ 960 TO 1210 MHz
- CONNECTORS:..... SMA FEMALE (J1)  
SMA MALE (J2)
- SIZE:..... 1.5" x 0.5" x 0.5"
- FINISH:..... PAINTED BLUE



**ENVIRONMENTAL RATINGS:**

- TEMPERATURE:..... -40°C TO +85°C (OPERATING)  
-40°C TO +100°C (STORAGE)
- HUMIDITY:..... MIL-STD-202F, METHOD 103B COND. B
- SHOCK:..... MIL-STD-202F, METHOD 213B COND. B
- VIBRATION:..... MIL-STD-202F, METHOD 204D COND. B
- ALTITUDE:..... MIL-STD-202F, METHOD 105C COND. B
- TEMPERATURE CYCLE:..... MIL-STD-202F, METHOD 107D COND. A

NOTE: SPECIFICATIONS WILL VARY OVER TEMPERATURE  
NOTE: THE ABOVE SPECIFICATIONS ARE SUBJECT TO CHANGE OR REVISION

ZONE	REV.	DESCRIPTION	DATE	APPROVED
	A1	ORIGINAL RELEASE	10/24	

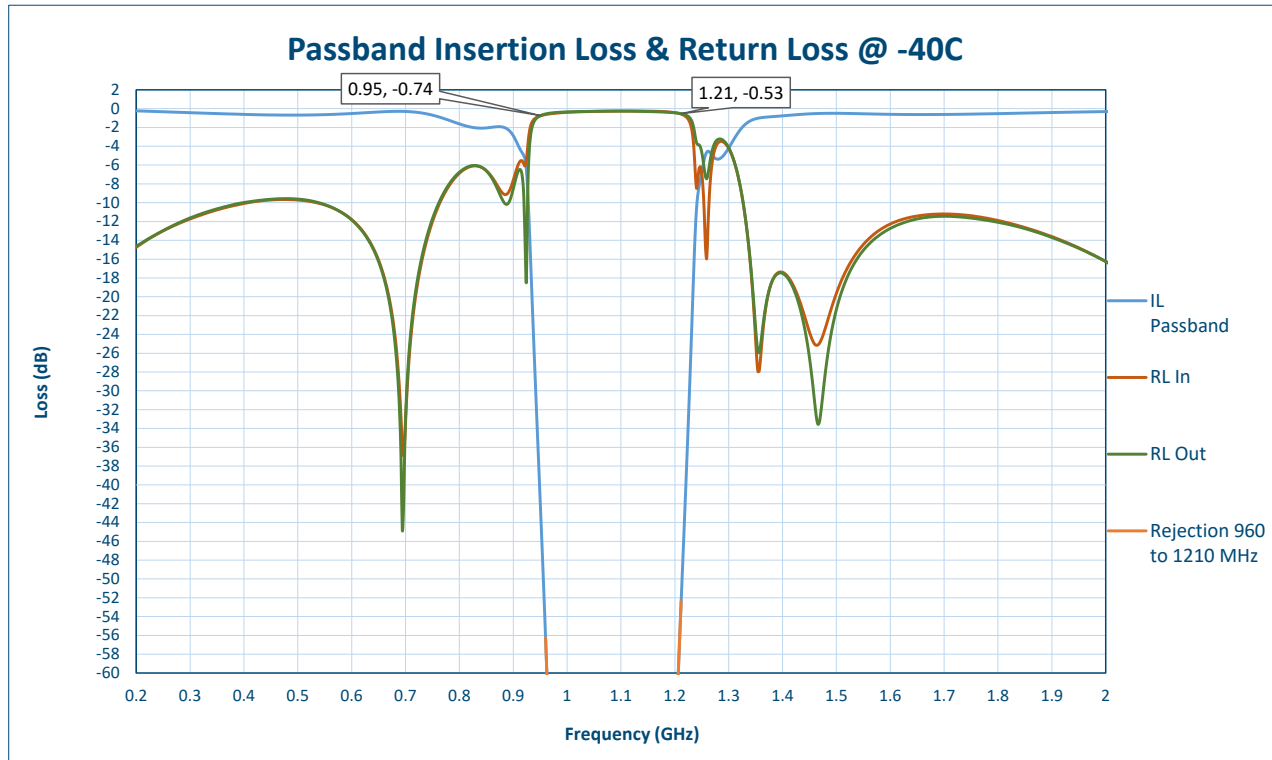
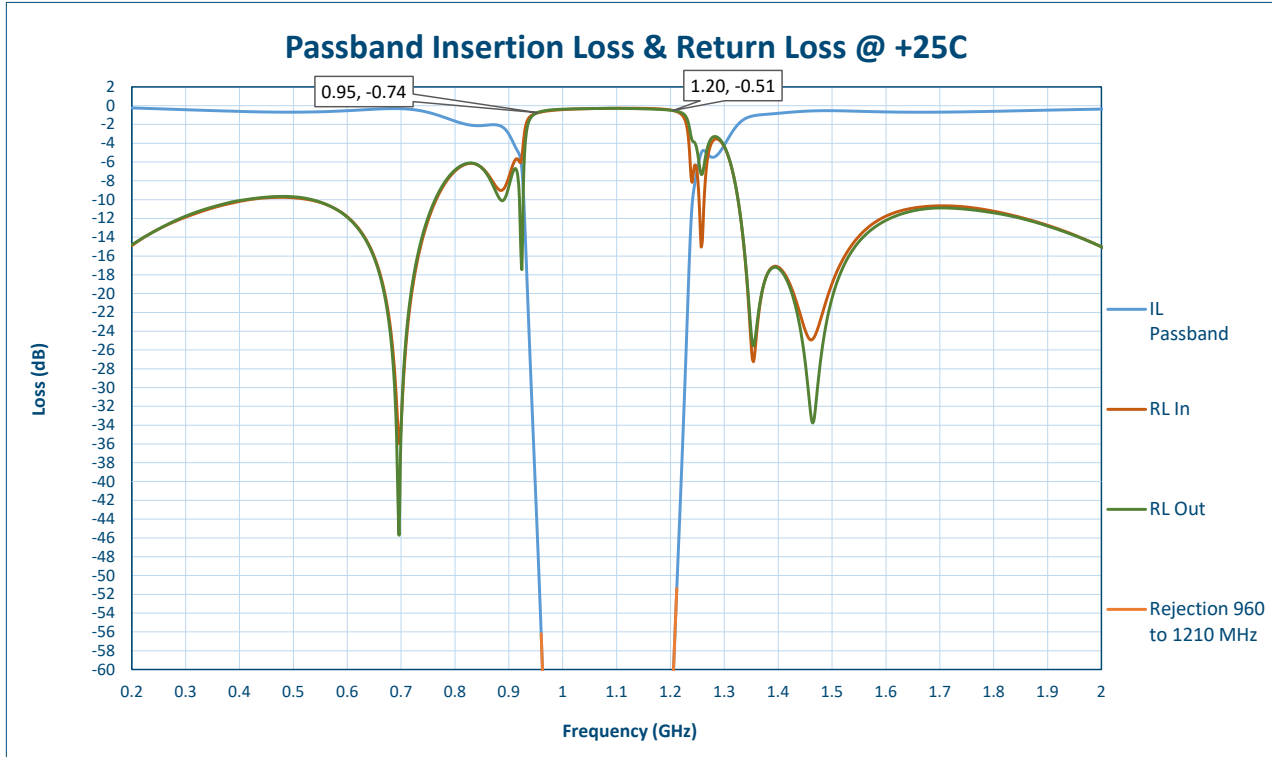
PMI CONFIDENTIAL AND PROPRIETARY

APPROVALS		DATE	TITLE	
DESIGNED BY	MAULIS	10/24	OUTLINE	
TESTED BY			ITEM	JTIDS-0001-SFM-ROHS
			FORM NO.	05XGO
			DRAWING NO.	27049900
			SCALE	2:1
			REV	A1
			SHEET 1 OF 1	

**TYPICAL CHARACTERISTICS  
ON  
JTIDS-0001-SFM-ROHS**

TEST ITEM NO:	PARAMETERS	SPECIFIED VALUE	MEASURED VALUE		
1	Center Frequency	1085 MHz	1085 MHz		
2	Notched Bandwidth	250 MHz	250 MHz		
3	Passband Insertion Loss	6.0 dB MAX (DC - 910 MHz, 1260 - 2000 MHz)	4.17 dB (DC to 910 MHz)	4.03 dB (DC to 910 MHz)	4.24 dB (DC to 910 MHz)
			5.49 dB (1260 to 2000 MHz)	5.37 dB (1260 to 2000 MHz)	5.53 dB (1260 to 2000 MHz)
			See Graph		
4	Passband VSWR	2.0:1 TYP 3.5:1 MAX AT PASSBAND EDGES	1.87:1 3.4:1 @ Edge See Graph	1.88:1 3.31:1 @ Edge See Graph	1.87:1 3.34:1 @ Edge See Graph
5	Rejection	-40 dBC MIN @ 960 to 1210 MHz	-51.39 dBC See Graph	-52.39 dBC See Graph	-50.82 dBC See Graph

**TYPICAL CHARACTERISTICS  
ON  
JTIDS-0001-SFM-ROHS**



**TYPICAL CHARACTERISTICS  
ON  
JTIDS-0001-SFM-ROHS**

