



## SUMMARY TEST ON ZBD-0R5G18G-NEG-RAD-MF-ROHS

Customer: \_\_\_\_\_  
SO No: \_\_\_\_\_  
Model No: ZBD-0R5G18G-NEG-RAD-MF-ROHS  
Serial No: \_\_\_\_\_  
Part No: \_\_\_\_\_

Tested By: \_\_\_\_\_  
Temperature: +25°C  
Date: 6/18/2026  
Drawing No: 27654240 Rev: A1

TEST ITEM NO.	PARAMETERS	SPECIFIED VALUE	TEST RESULTS	QA QC
1	Frequency Range:	0.5 to 18 GHz	0.5 to 18 GHz	
2	VSWR (Input):	1.5:1 Typ. 2.0:1 Max.	1.95 :1 See Graph	
3	Polarity	NEGATIVE	NEGATIVE	
4	Frequency Flatness:	±3.5 dB Max. (Square-Law Region)	±0.3 dB See Graph	
5	Sensitivity	0.5 ± 0.05 mV/μW Typ. Square-law region (-25 to -10 dBm)	0.58 mV/μW (Max).	
			0.51 mV/μW (Min).	
			See graph	

Note 1: CW measurements performed with 50 Ω RF source and high-impedance output load.

Note 2: Pulsed measurements performed using an external 50 Ω termination through a T-connector for proper pulse shaping.  
Output voltage measured at 1 MΩ oscilloscope input.

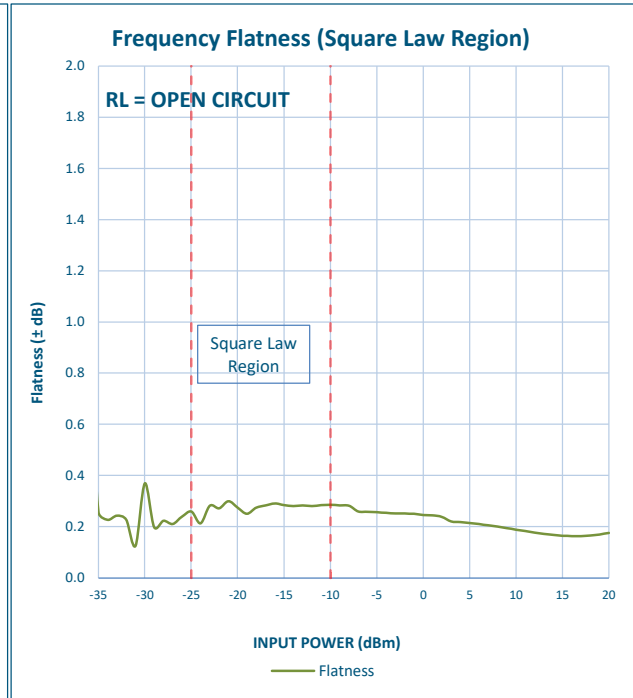
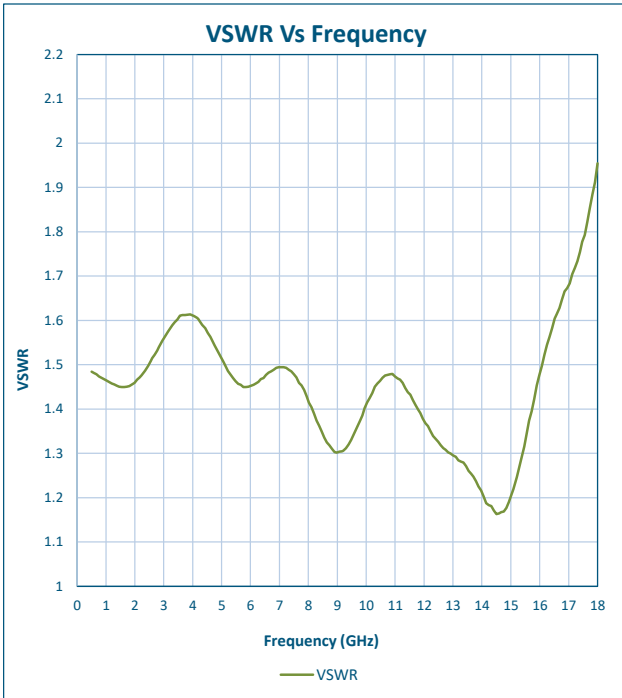
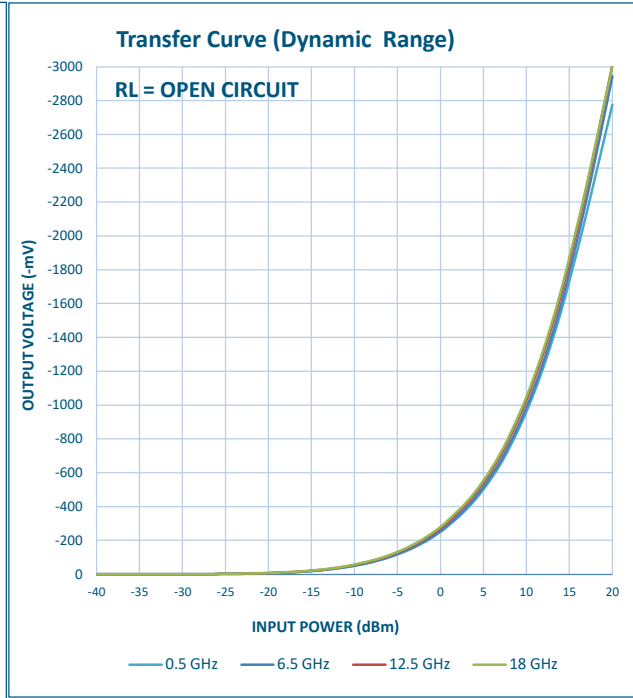
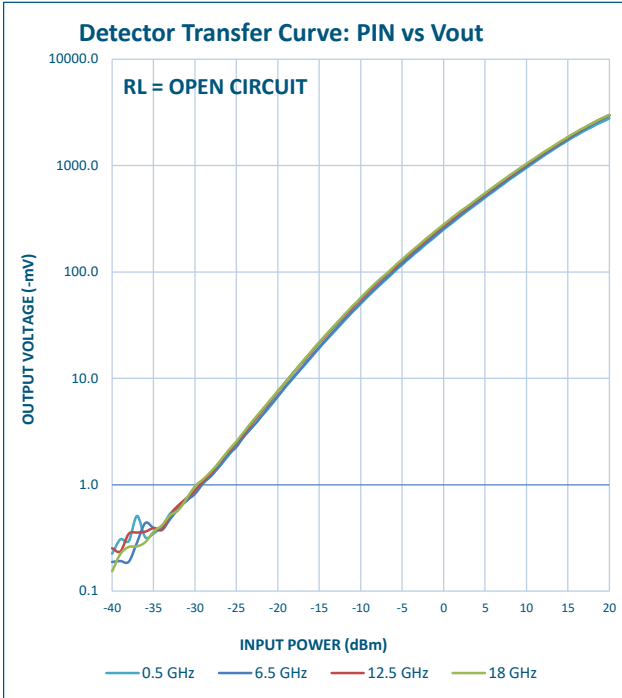
QA/QC Approval: \_\_\_\_\_

Date: \_\_\_\_\_



# SUMMARY TEST ON ZBD-0R5G18G-NEG-RAD-MF-ROHS

0



7309-A Grove Road Frederick, MD 21704 USA Phone: (301)662-5019 Fax: (301)662-1731  
Email: [sales@pmi-rf.com](mailto:sales@pmi-rf.com)