SUMMARY TEST DATA
ON
P2T-218-60-512-R-SFF

Customer: _____ **Tested By:** John Berrocal

SO No: _____ **Temperature:** +25° C

Model No: P2T-218-60-512-R-SFF **Date:** 10/24/2024

Serial No: PL49631/2442 **Drawing No:** 27643760 **Rev:** A1

TEST ITEM NO.	PARAMETERS	SPECIFIED VALUE		TEST RESULTS	QA QC
1	Frequency Range:	2.0 GHz to 18.0 GHz		**2.0 GHz to 18.0 GHz**	
2	Insertion Loss:	1.8 dB Max.		**1.74 dB** **See Graph**	
3	Isolation:	60 dB Min.		**60.2 dB** **See Graph**	
4	VSWR:	1.9:1 Max.		**1.59:1 In** **1.63:1 Out** **See Graph**	
5	Switching Speed:	30 ns Max.		**Pass** See Typical Characteristics	
6	Operating Input Power:	1 Watt CW Max. 2W Pk, 1% DC, 100ns Max.		**Pass** See Typical Characteristics	
7	DC Supply:	+5 VDC @ 65 mA Max.. -12 VDC @ 65 mA Max.		**+5 VDC @ 16 mA** **-12 VDC @ 35 mA**	
8	Control:	Logic Table		**Pass**	
		CTL1	Function		
		1	J1-J2		
		0	J1-J3		

QA/QC Approval: _____ **Date:** _____

7309-A Grove Road Frederick, MD 21704 USA Phone: (301) 662-5019 Fax: (301) 662-1731
Email: sales@pmi-rf.com

SUMMARY TEST DATA
ON
P2T-218-60-512-R-SFF

PL49631/2442

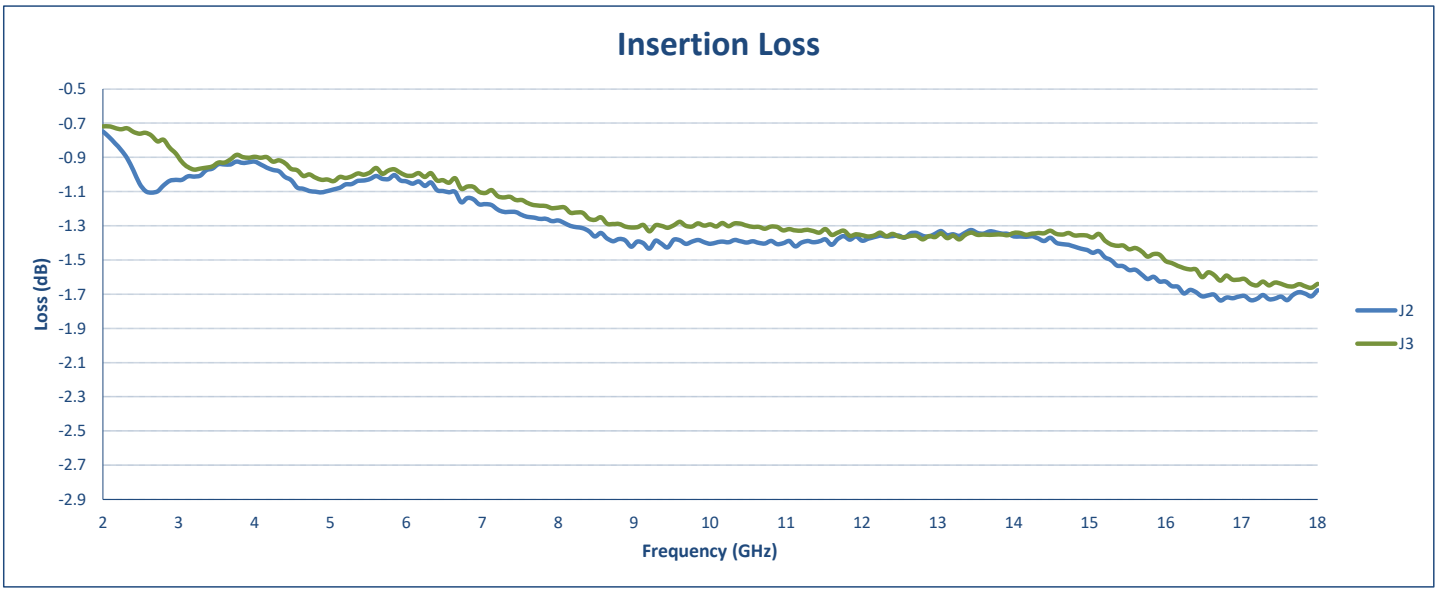

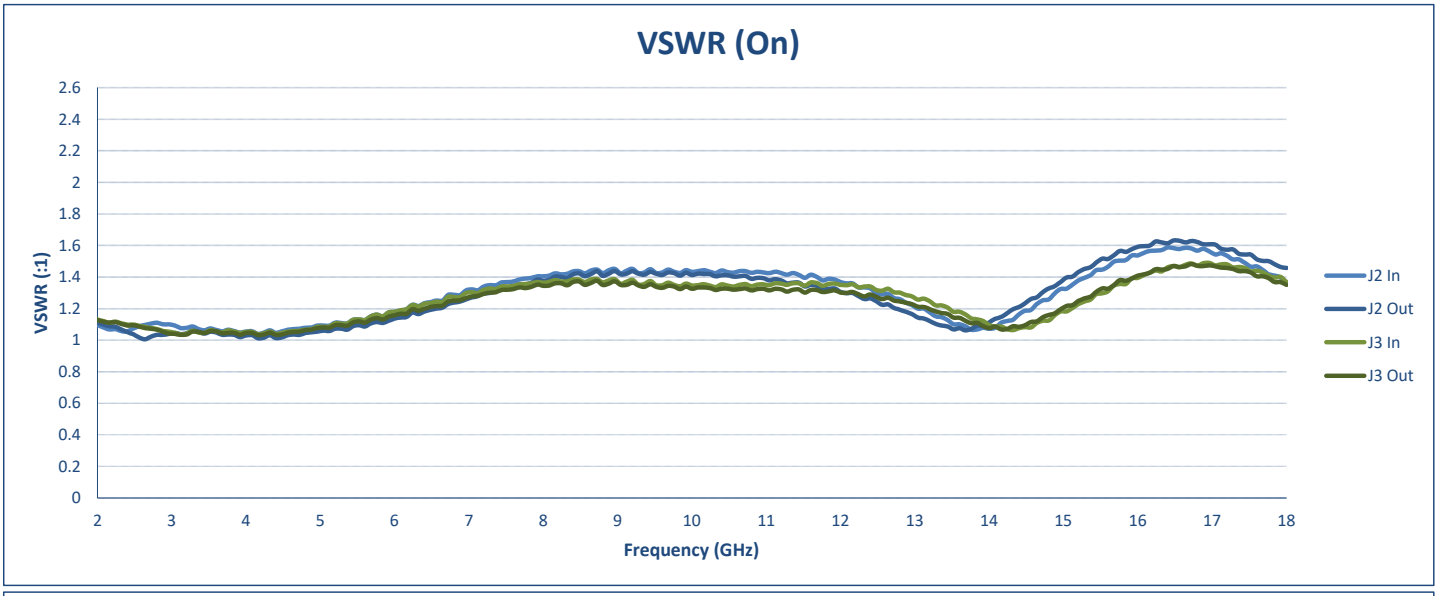

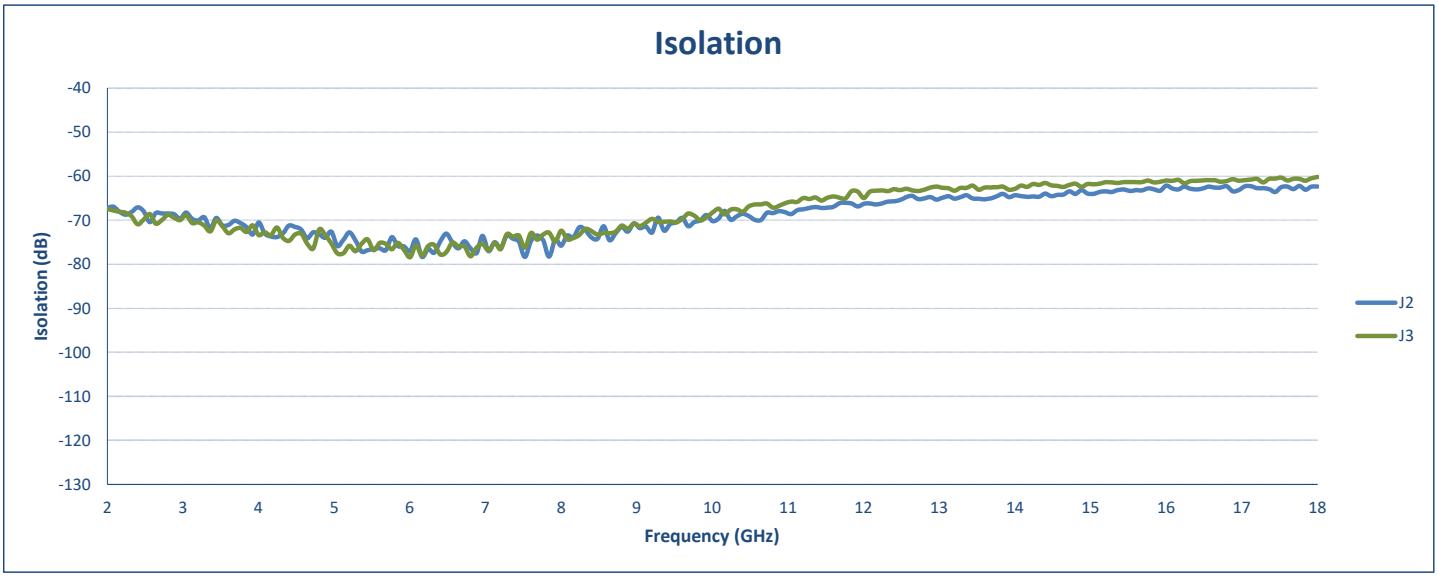

7309-A Grove Road Frederick, MD 21704 USA Phone: (301) 662-5019 Fax: (301) 662-1731
Email: sales@pmi-rf.com