

## SUMMARY TEST DATA ON PS-360-DC-3 OPTION 618-15D

Customer: \_\_\_\_\_  
 Job No: \_\_\_\_\_  
 Model No: PS-360-DC-3 OPTION 618-15D  
 Serial No: PL02843

Tested By: John R  
 Date: 10/31/20  
 Temp: 25°C  
 Drawing No: 2760922 Rev: B1

TEST ITEM NO.	PARAMETERS	SPECIFIED VALUE	TEST RESULTS	QA QC
1	Frequency Range:	6 - 18 GHz	6 - 18 GHz	PMI QA 2
2	Insertion Loss:	12 dB Max. 10 dB Typ.	10.2 dB See Plot	
3	VSWR:	2.0:1 Max.	1.57:1 In 1.88:1 Out See Plot	
4	Accuracy:	±15° Max. (Peak to Peak)	±8.7° See Plot	
5	PM/AM	±2.5 dB Max.	±1.9 dB	
6	Translation Rate:	0 to 500 KHz	500 KHz Min. See Typical Characteristics	
7	Carrier Suppression:	18 dB	26 dB See Typical Characteristics	
8	Side Band Suppression:	15 dB	22 dB See Typical Characteristics	
9	Phase Shift - Range:	360°	360°	
	Phase Shift - Control Input:	8 Bit TTL	Pass	
	Phase Shift - Switching Speed:	50% TTL to within 500 ns Max. (10° of Final Phase Shift)	20 ns On 24 ns Off See Typical Characteristics	
	Phase Shift - Harmonics:	-25 dBc	-28 dBc See Typical Characteristics	
10	Power Handling - Without Damage:	+10 dBm	Pass	
	Power Handling - Survival Power:	+20 dBm	Pass	
11	Power Supply:	+5 VDC (±5%) @ 115 mA -12 to -15 VDC @ 20 mA	+5 VDC @ 243 mA -15 VDC @ 20 mA	PMI QA 2

QA/QC Approval: \_\_\_\_\_

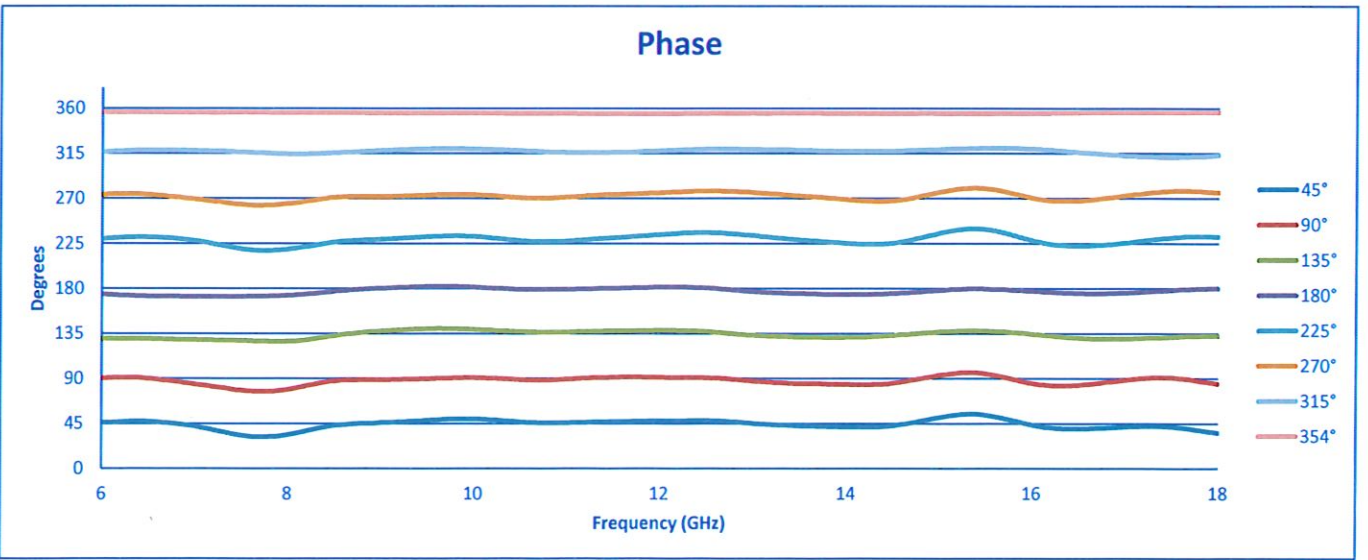
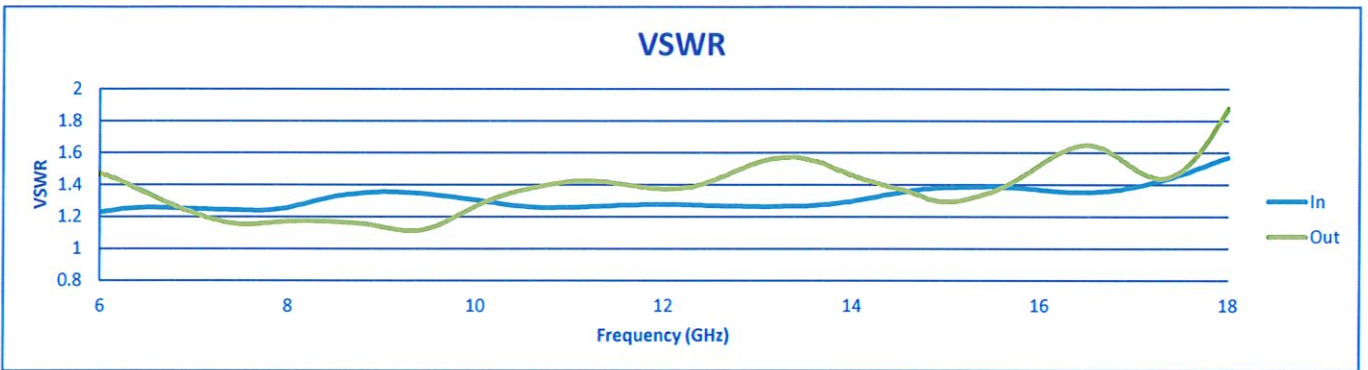
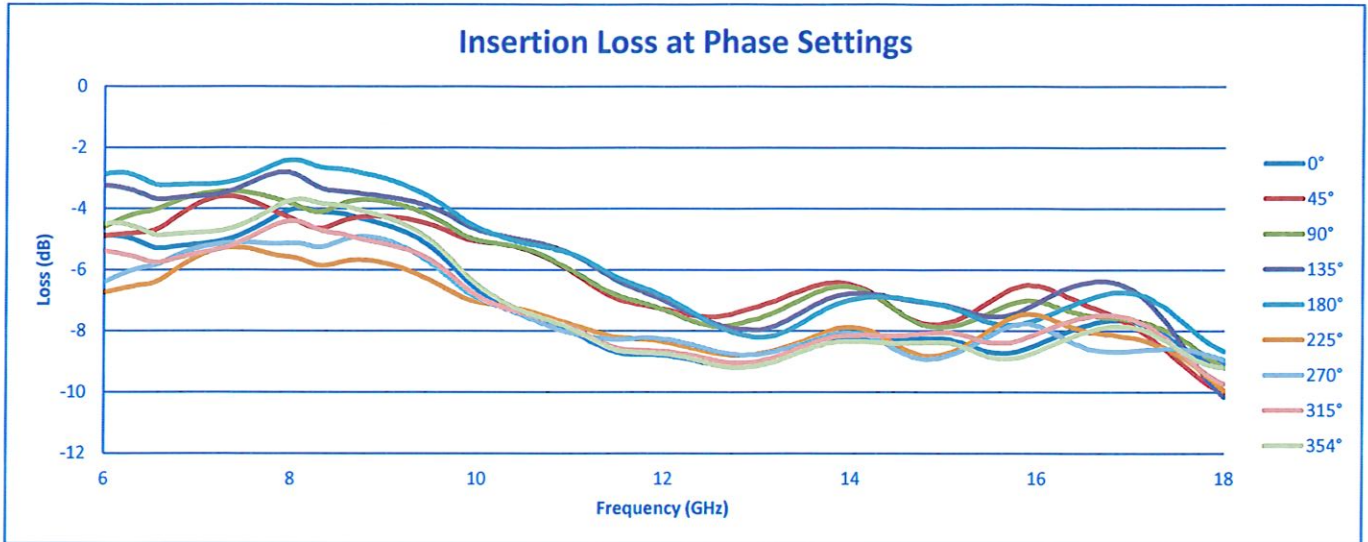
*[Handwritten Signature]* PMI QA 2

Date: \_\_\_\_\_

11/3/20

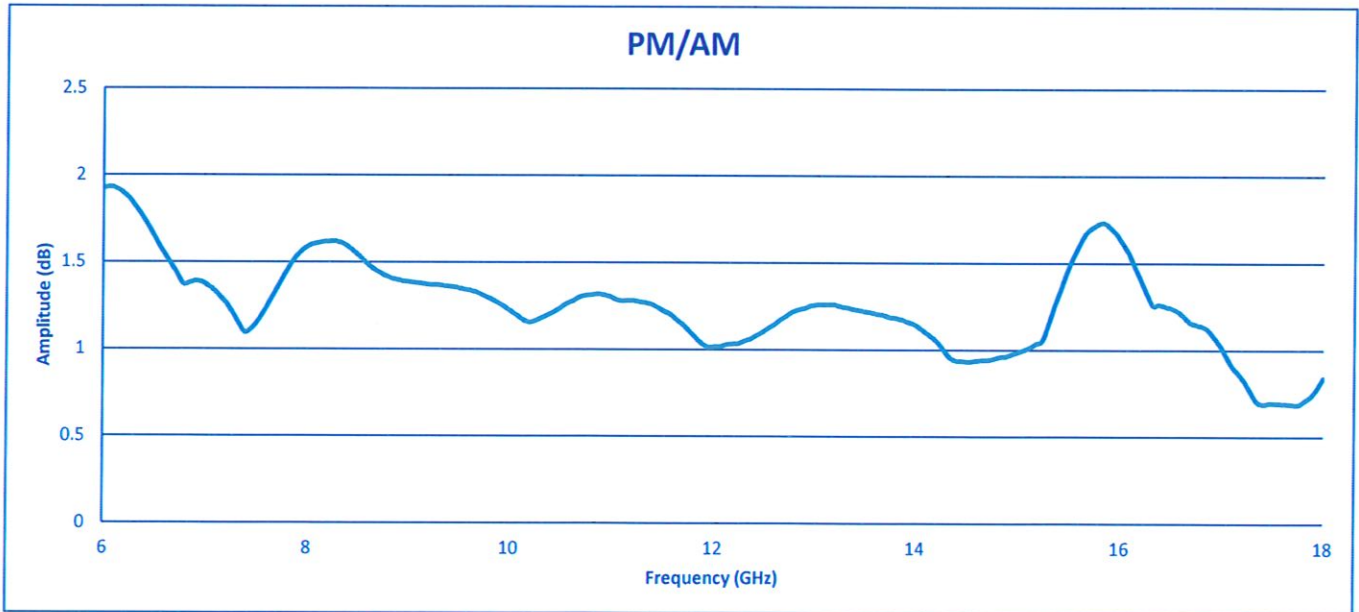
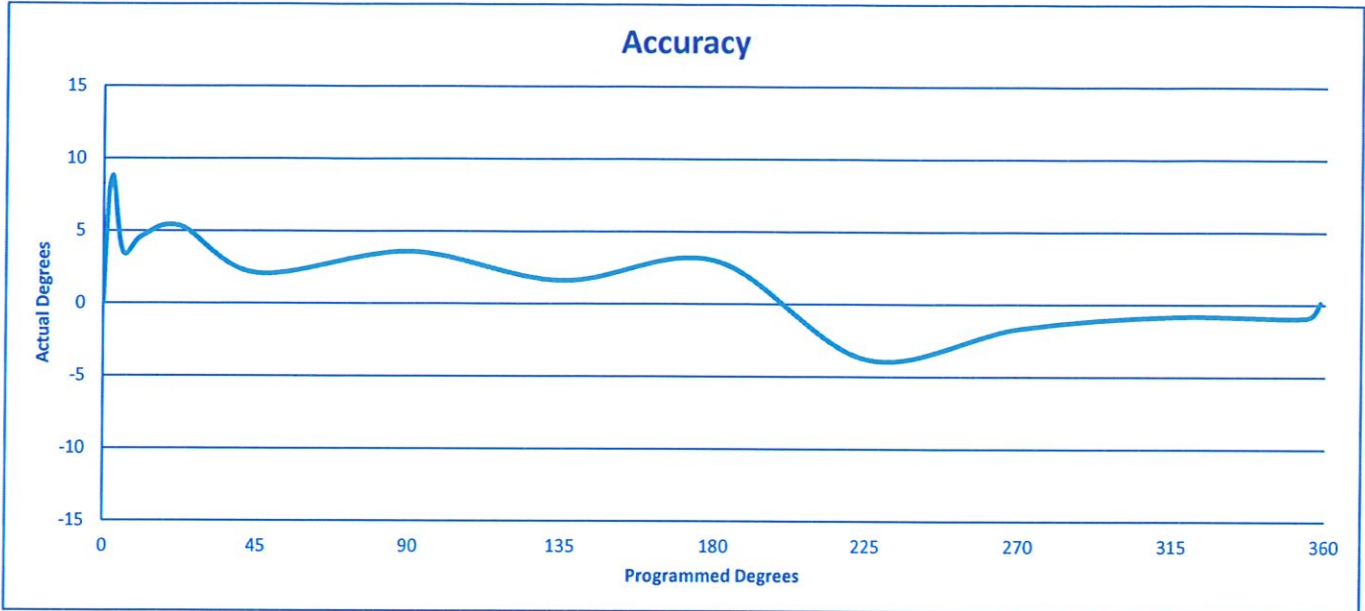
7311-F Grove Road Frederick, MD 21704 USA Phone: (301)662-5019 Fax: (301)662-1731  
 Email: sales@pmi-rf.com

# SUMMARY TEST DATA ON PS-360-DC-3 OPTION 618-15D



7311-F Grove Road Frederick, MD 21704 USA Phone: (301)662-5019 Fax: (301)662-1731  
Email: sales@pmi-rf.com

**SUMMARY TEST DATA  
ON  
PS-360-DC-3 OPTION 618-15D**



7311-F Grove Road Frederick, MD 21704 USA Phone: (301)662-5019 Fax: (301)662-1731  
Email: sales@pmi-rf.com