

SUMMARY TEST DATA ON APD-8-800M2D5G-SFF-30W

Customer: _____
 SO No: _____
 Model No: APD-8-800M2D5G-SFF-30W
 Serial No: PL02715
 Part No: _____

Tested By: M. Hanken
 Temperature: +25 C
 Date: 6/5/2020
 Drawing No: 27637360 Rev: A1

TEST ITEM NO.	PARAMETERS	SPECIFIED VALUE	TEST RESULTS	QA QC	
1	Frequency Range	800 MHz – 2.5 GHz	800 MHz – 2.5 GHz	PMI QA 1	
2	Insertion Loss	≤ 1.2 dB (ABOVE 9.03 dB SPLIT)	0.75 dB See Plot		
3	VSWR Input/Output	1.70:1 MAXIMUM 1.60:1 MAXIMUM	1.24:1 See Plot		
4	Isolation	20 dB MINIMUM	22.61 dB See Plot		
5	Amplitude Balance	±0.6 dB MAXIMUM	0.05 dB See Plot		
6	Phase Balance	±5° MAXIMUM	0.6° Min -0.56° Max		
7	Power Handling	FORWARD 30 WATT MAXIMUM REVERSED 1 WATT MAXIMUM	See Typical Characteristics		
8	Impedance	50Ω	50Ω		PMI QA 1

Note: Amplitude and phase balance are relative to J2 Port.

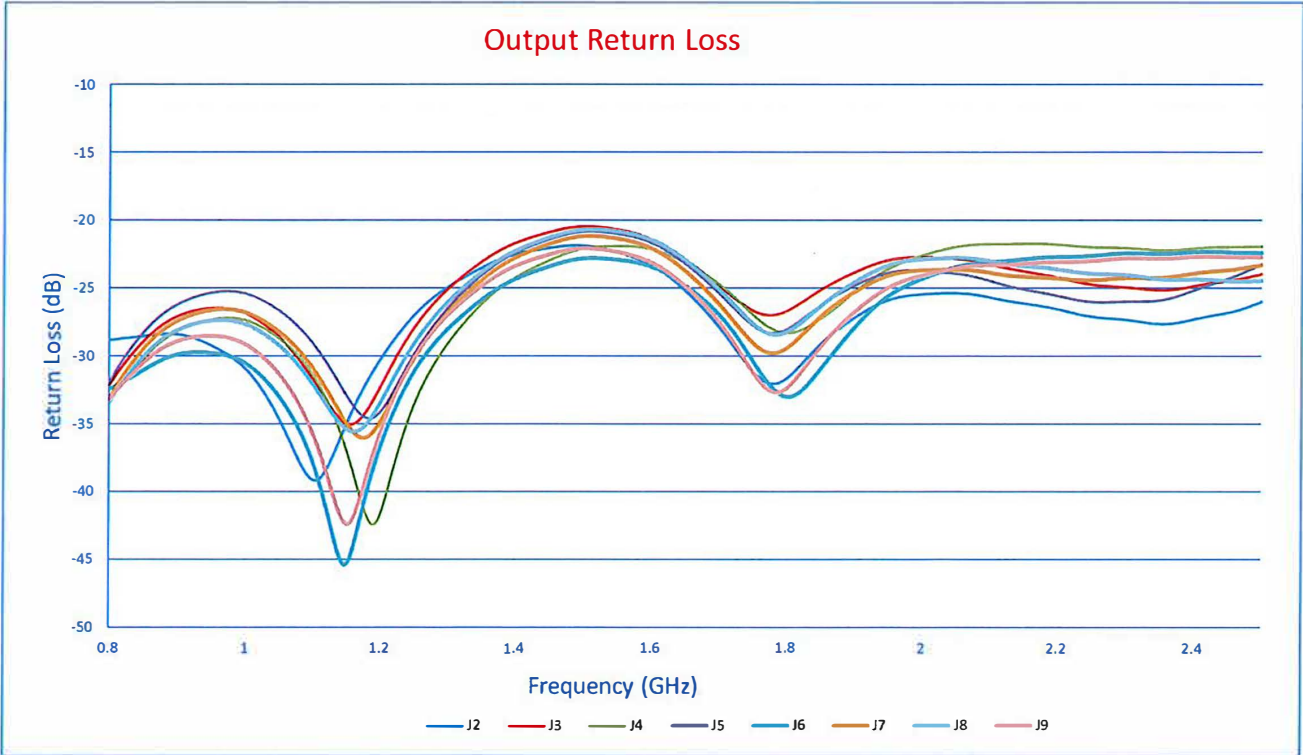
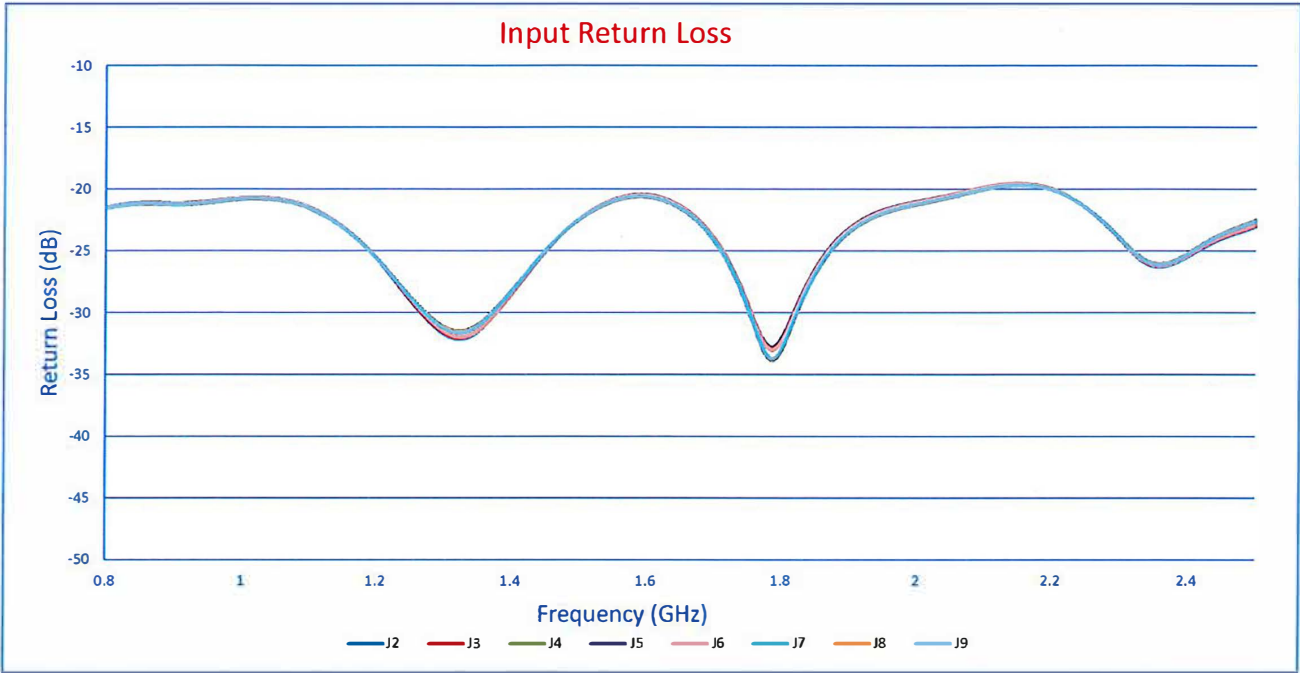
QA/QC Approval: _____

PMI
QA 1

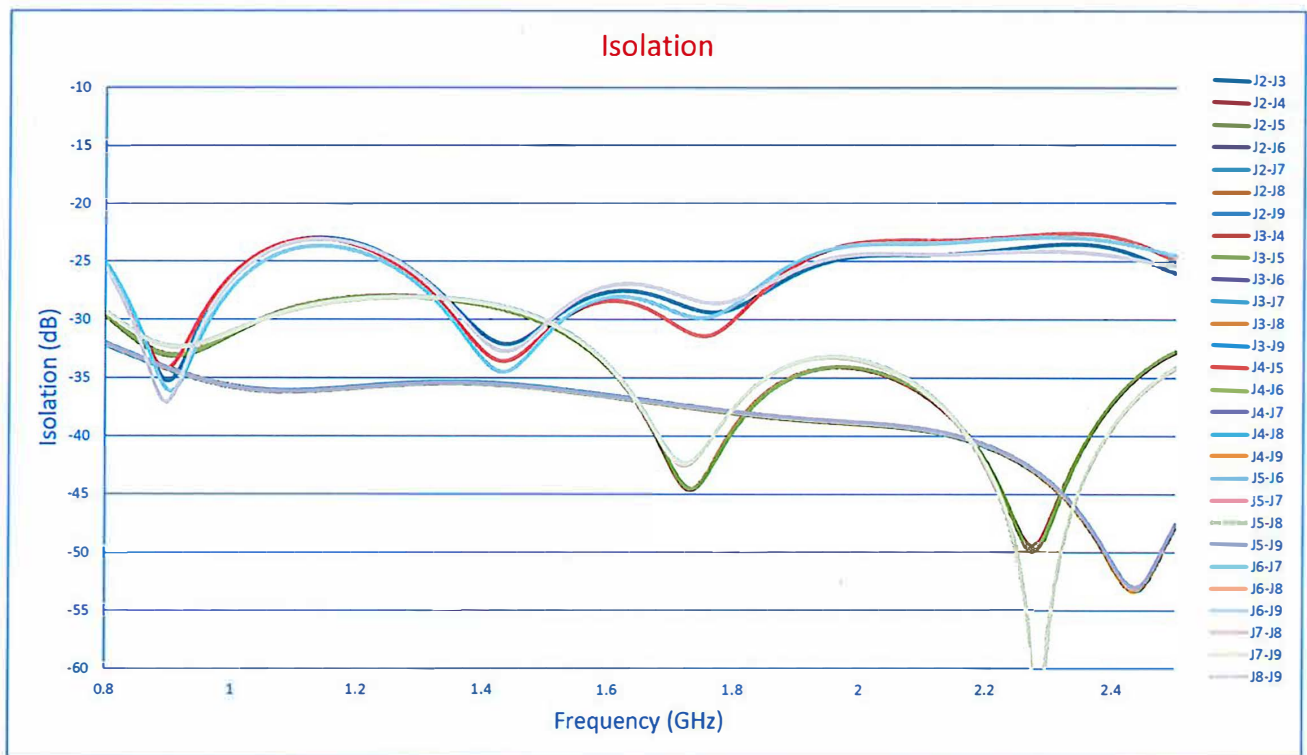
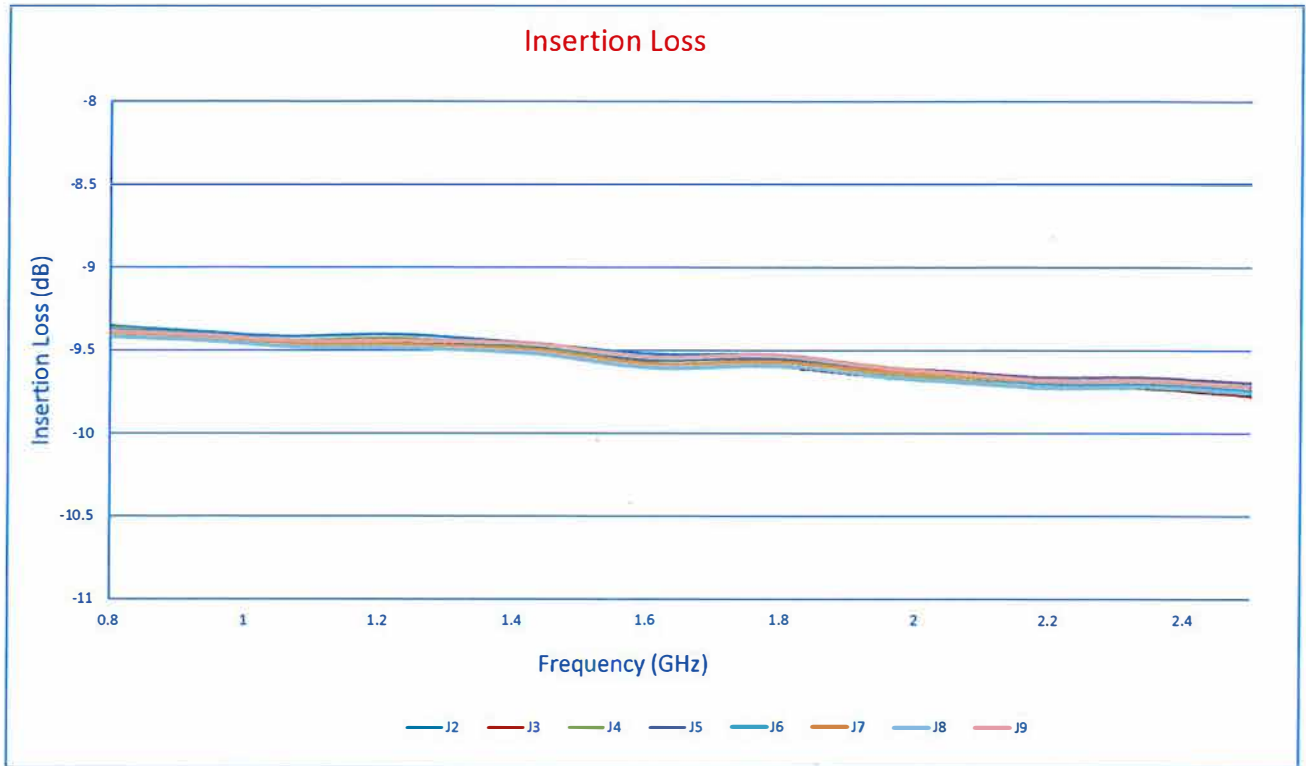
Stewart Paul Kyj

Date: 6-9-2020

SUMMARY TEST DATA ON APD-8-800M2D5G-SFF-30W



SUMMARY TEST DATA ON APD-8-800M2D5G-SFF-30W



SUMMARY TEST DATA ON APD-8-800M2D5G-SFF-30W

