




**SUMMARY TEST DATA
ON
AMPLIFIER**

Customer :
 Job No :
 Model No : PM2-25-218-15-SFF
 Serial No : PL445/0216

Tested By : Kevin Mason
 Temperature : +25°C
 Date : 04/11/02

TEST ITEM NO.	PARAMETERS	SPECIFIED VALUE	MEASURED VALUE	REMARKS QA/QC
1	Frequency Range:	2 - 18 GHz	pass	
2	Gain (min):	+25 dB	Pass (see plot)	
3	Flatness:	±1.5 dB Max.	± 1.5 dB	
4	Noise Figure:	5.0 dB Max	See plot.	
5	Pout @ 1dB Compression:	+18 dBm Min.	≥ +18 dBm	
6	VSWR:	Input : 2.3:1 Output: 2.3:1 Max.	See plot	
7	DC Supply:	350mA @ +15V max.	243 mA @ +15V	

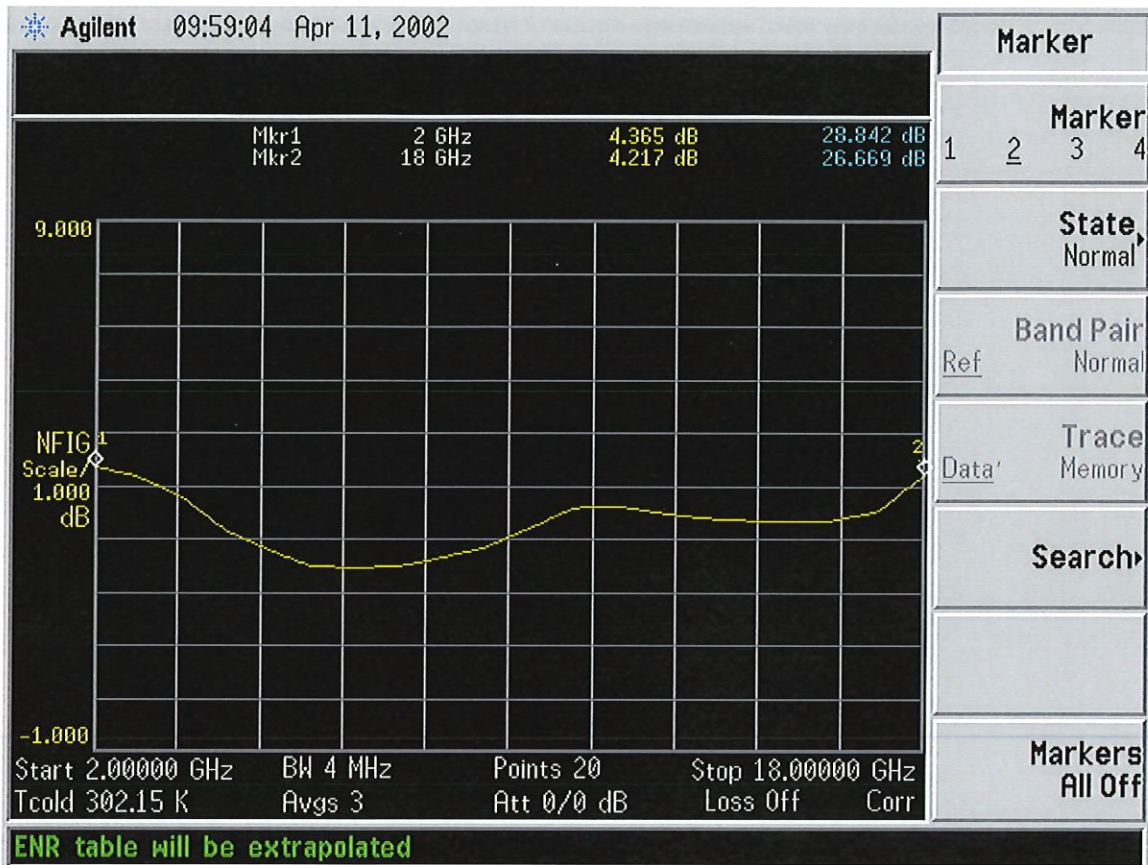
Production Manager Approval:  Date: 04/11/02
 QA/QC Approval: _____ Date: _____

7311-G Grove Road, Frederick MD 21704 USA Phone: (301) 662-5019 Fax: (301) 662-1731
 email: sales@planarelec.com



Noise Figure Measurements

Serial No: PL445



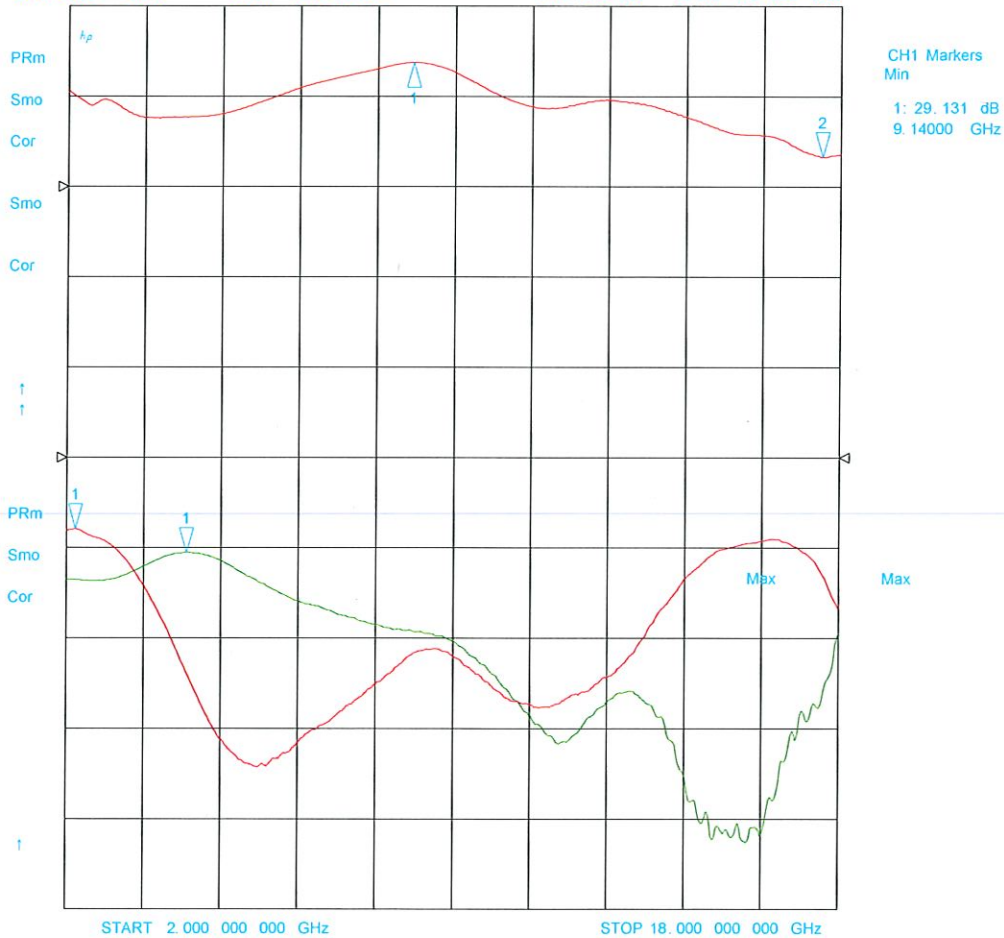
7311-G Grove Road Frederick, MD 21704 USA Phone: (301)662-5019 Fax: (301)662-1731
email: sales@planarelec.com



HeIPol
Model No: PM2-25-218-15-SFF
Serial No: PL445/0216

11 Apr 2002 09:56:29

CH1	S21	LOG	3 dB/	REF 25 dB	2: 25.995 dB	17.620 000 000 GHz
CH2	S11	LOG	5 dB/	REF -8.09 dB	1: -13.364 dB	4.480 000 000 GHz
CH3	S22	LOG	5 dB/	REF -8.09 dB	1: -12.058 dB	2.180 000 000 GHz



7311-G Grove Road Frederick, MD 21704 USA Phone: (301) 662-5019 Fax: (301) 662-1731
 email: sales@planarelec.com