




**TYPICAL CHARACTERISTICS
ON
LPF-8G-35-SFF**

**PLANAR MONOLITHICS INDUSTRIES MODEL NUMBER LPF-8G-35-SFF IS
A LOWPASS FILTER WHICH OPERATES DC TO 18 GHz. THE PASSBAND
IS FROM DC TO 6400 MHz MINIMUM AND THE FILTER HAS THE
FOLLOWING SPECIFICATIONS.**



August, 7, 2020

TESTED & REPORTED BY: E. Kretz



**TYPICAL CHARACTERISTICS
ON
LPF-8G-35-SFF**

Table of Contents

OUTLINE DRAWING ----- Page 3

TEST DATA SUMMARY @ +23°C ----- Page 4

TEST DATA SUMMARY @ -40°C ----- Page 6

TEST DATA SUMMARY @ +85°C ----- Page 8



TYPICAL CHARACTERISTICS ON LPF-8G-35-SFF

OUTLINE DRAWING

ZONE	REV	DESCRIPTION	DATE	APPROVED
	A1	ORIGINAL RELEASE	7/29/08	
	B1	ECN # 25-0081	9/10/08	

DESCRIPTION:
 PLANAR MONOLITHICS INDUSTRIES MODEL NUMBER LPF-8G-35-SFF IS A LOWPASS FILTER WHICH OPERATES DC TO 18 GHz. THE PASSBAND IS FROM DC TO 6400 MHz MINIMUM AND THE FILTER HAS THE FOLLOWING SPECIFICATIONS.

SPECIFICATIONS:

PASSBAND FREQUENCY RANGE:..... DC TO 6400 MHz MINIMUM
 -3 dB CUT-OFF FREQUENCY:..... 8500 MHz MAXIMUM
 PASSBAND INSERTION LOSS:..... 2 dB MAXIMUM
 PASSBAND VSWR:..... 2.0:1 MAXIMUM
 REJECTION:..... -35 dBc MINIMUM 9.5 - 18 GHz

- CONNECTORS:..... SMA FEMALE (FIELD REPLACEABLE)
- SIZE:..... 0.685" X 0.70" X 0.255"
- FINISH:..... GOLD PLATED

CARRIER AND CONNECTORS CAN BE REMOVED

ENVIRONMENTAL RATINGS:

- TEMPERATURE:..... -45°C TO +85°C (OPERATING)
 -65°C TO +150°C (STORAGE)

NOTE: THE ABOVE SPECIFICATIONS ARE SUBJECT TO CHANGE OR REVISION
 SPECIFICATIONS MAY VARY OVER TEMPERATURE

APPROVALS		DATE	TITLE
DESIGNED BY	D. DURBIN	12/28/00	Lowpass Filter
DRAWN BY			LPF-8G-35-SFF
REVISION			ISSUE NO. 27039860
	B	05X00	27039860
			SCALE 2:1
			SHEET 1 OF 1

PLANAR MONOLITHICS INDUSTRIES, INC.
 2511 F GROVE ROAD
 FREDERICK, MARYLAND 21704 USA
 TEL: (301)662-5019 FAX: (301)662-1731
 WWW: WWW.PMI-COM E-MAIL: SALES@PMI-COM



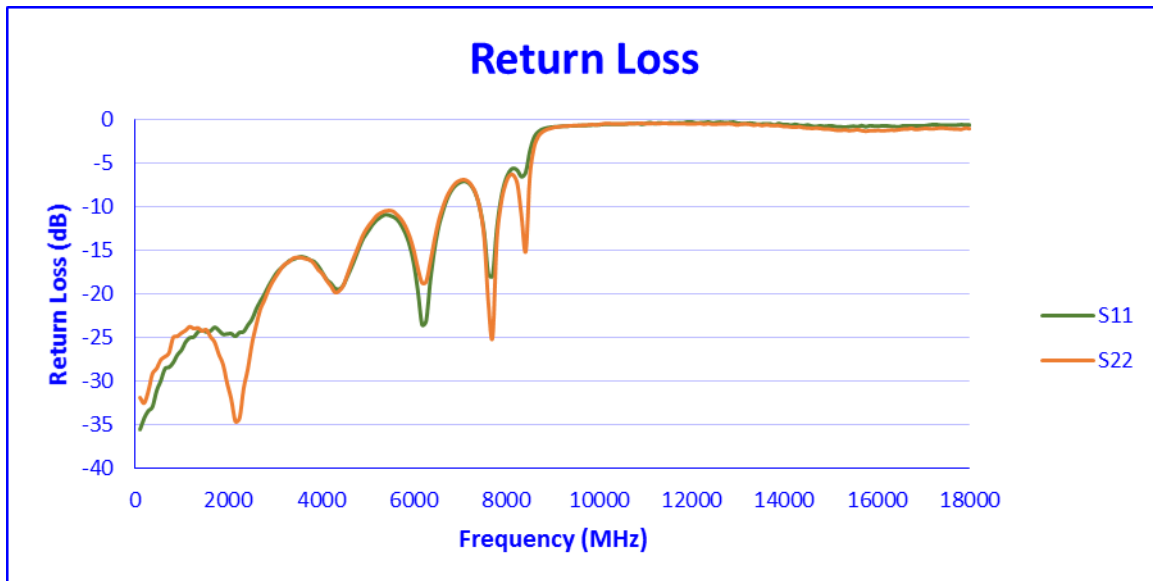
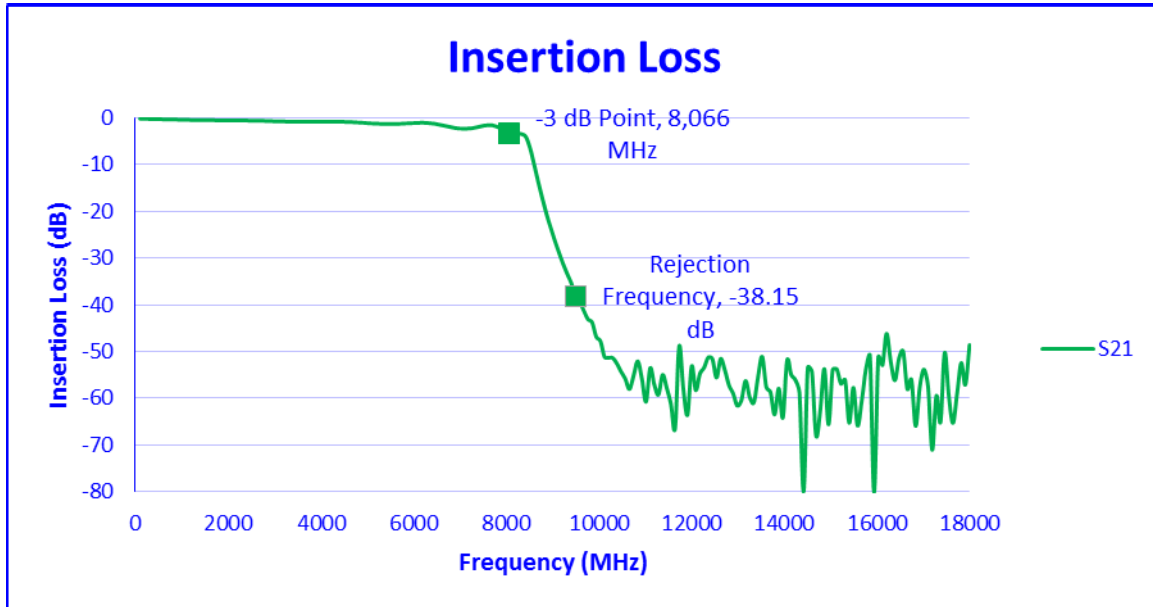
**TYPICAL CHARACTERISTICS
ON
LPF-8G-35-SFF**

TEST DATA SUMMARY @ +23°C

TEST ITEM NO	PARAMETERS	SPECIFIED VALUE	TEST RESULTS	QA QC
1	Passband Frequency Range:	DC to 6400 MHz	DC to 6400 MHz	
2	-3 dB Cut-Off Frequency:	8500 MHz Maximum	8066 MHz	
3	Passband Insertion Loss:	2 dB Maximum	1.29 dB	
4	Passband VSWR:	2.0 : 1 Maximum	1.86 : 1	
5	Rejection:	-35 dBc 9.5 to 18 GHz Minimum	-36.86 dBc From 9.5 GHz to 18 GHz	



**TYPICAL CHARACTERISTICS
ON
LPF-8G-35-SFF**





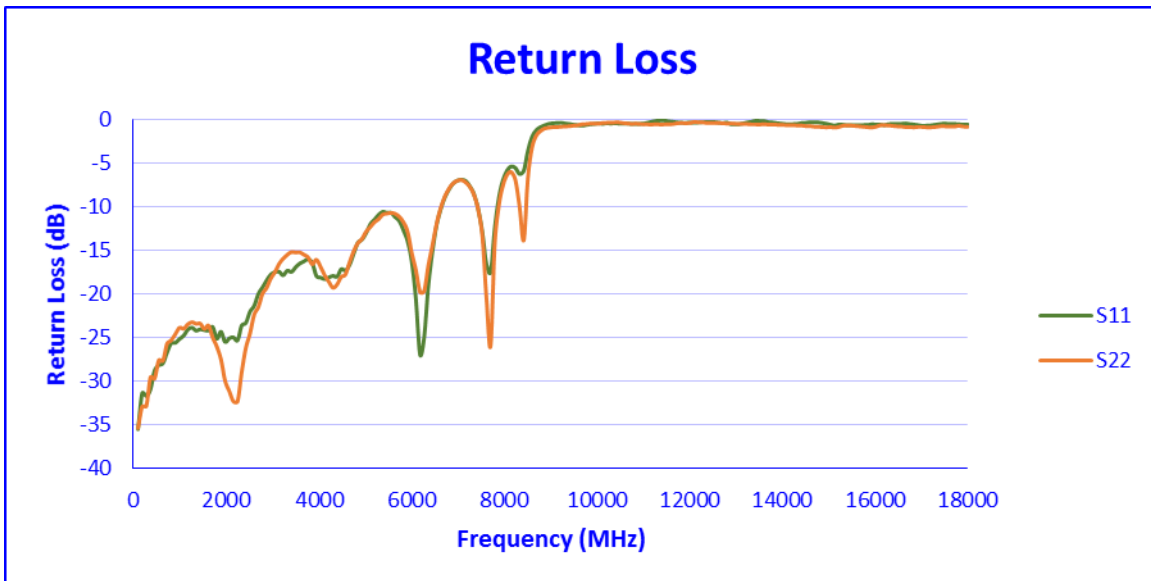
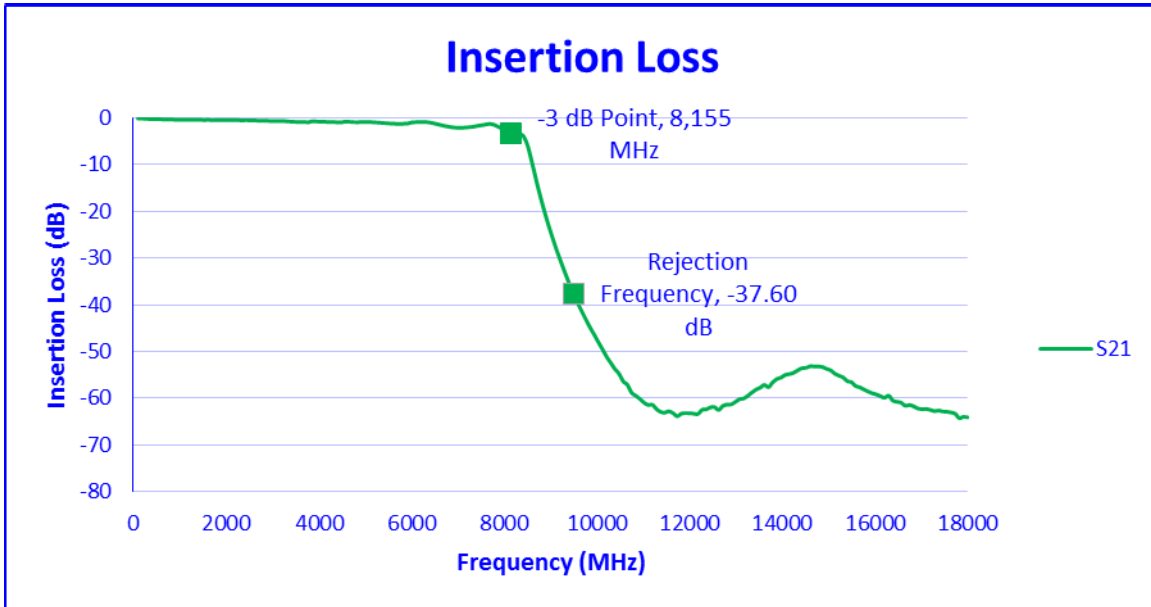
**TYPICAL CHARACTERISTICS
ON
LPF-8G-35-SFF**

TEST DATA SUMMARY @ -40°C

TEST ITEM NO	PARAMETERS	SPECIFIED VALUE	TEST RESULTS	QA QC
1	Passband Frequency Range:	DC to 6400 MHz	DC to 6400 MHz	
2	-3 dB Cut-Off Frequency:	8500 MHz Maximum	8155 MHz	
3	Passband Insertion Loss:	2 dB Maximum	1.27 dB	
4	Passband VSWR:	2.0 : 1 Maximum	1.84 : 1	
5	Rejection:	-35 dBc 9.5 to 18 GHz Minimum	-36.33 dBc From 9.5 GHz to 18 GHz	



**TYPICAL CHARACTERISTICS
ON
LPF-8G-35-SFF**





**TYPICAL CHARACTERISTICS
ON
LPF-8G-35-SFF**

TEST DATA SUMMARY @ +85°C

TEST ITEM NO	PARAMETERS	SPECIFIED VALUE	TEST RESULTS	QA QC
1	Passband Frequency Range:	DC to 6400 MHz	DC to 6400 MHz	
2	-3 dB Cut-Off Frequency:	8500 MHz Maximum	8066 MHz	
3	Passband Insertion Loss:	2 dB Maximum	1.41 dB	
4	Passband VSWR:	2.0 : 1 Maximum	1.82 : 1	
5	Rejection:	-35 dBc 9.5 to 18 GHz Minimum	-36.56 dBc From 9.5 GHz to 18 GHz	



**TYPICAL CHARACTERISTICS
ON
LPF-8G-35-SFF**

